

# practical Wireless

## QRP DXpedition

A Mobile Peter Barville G3XJJ Visits Monaco

## Features

The World Of QRP

The Challenge Of QRP

## Build

The Tiny Tim 3.5MHz SSB Transceiver

The Queensbury 7MHz CW Transceiver

The Bourbon SMD Transmitter

## Reviewed

The Jim MX-14S HF Hand-Held SSB Transceiver  
Tested By G4SUU

## Plus

Bits & Bytes - Antenna Workshop - Valve & Vintage And Lots More!



# Special Themed Issue

QRP - Communicating With Low Power



# SMC

South Midlands Communications Ltd, S.M. House, School Close, Chandlers Ford Ind. Est., Eastleigh, Hants SO5 3BY

## BACK BY POPULAR DEMAND

SMC'S **TWO YEAR WARRANTY**  
on all **YAESU, ICOM** and  
**KENWOOD** transceivers.

Also

**0% INTEREST FINANCE**  
ON **YAESU** EQUIPMENT.

Once again **SMC** aim to offer the  
best in sales and service.

**'BEST COMMUNICATIONS RECEIVER 1992'**



## FRG-100

As awarded by the *World Radio TV Handbook* in their '1993 Radio Industry Awards'.  
What do we need to say!

SEE REVIEW IN JULY RADCOM AND SHORT WAVE APRIL EDITIONS

## TRY ONE TODAY!

- Prices and availability subject to change without prior notice. ■ Carriage charged on all items as indicated or by quotation.
- Free Finance on selected items, subject to status. Details available on request. ■ Yaesu Distributor Warranty, 12 months parts and labour.
- Up to £1000 instant credit, a quotation in writing is available on request, subject to status. ■ Same day despatch wherever possible.

**HQ. & Mail Order** Southampton (0703) 255111 Leeds (0532) 350606

**Birmingham** 021-327 1497 **Axminster** (0297) 34918 **Chesterfield** (0246) 453340



# practical Wireless


JULY 1993 (ON SALE JUNE 10)  
VOL. 69 NO. 7  
ISSUE 1036

NEXT ISSUE (AUGUST)  
ON SALE JULY 8

## JULY 1993 CONTENTS

### 13 Dayton HamVention 1993 Show Report

Rob Mannion G3XFD brings the news from the world's biggest amateur radio show



### 20 Review - Jim MX-14S 14MHz Transceiver

Clive Hardy G4SLU tries out an h.f. bands hand-held QRP transceiver

### 21 The Tiny Tim 3.5MHz SSB Transceiver Part 1

Tim Walford G3PCJ describes his delightfully simple QRP s.s.b. transceiver

### 25 My QRP DXpedition to Monaco

Peter Barville G3XJS tells the story of a successful holiday in France, with a very special day trip to Monaco thrown in for good measure

### 28 The World of QRP

Leighton Smart GW0LBI invites you to join in and explore the world of QRP

### 30 The Queensbury 7MHz CW Transceiver

Steve Ortmayer G4RAW & Clive Hardy G4SLU invite you to build a simple c.w. transceiver, and have fun on the air.

### 33 Basic QSOs in Spanish Part 1

Gareth Roberts GW4JXN & Ildefonso Sevilla EA7BW help you with your Spanish, useful for holidays and amateur radio alike

### 36 The Challenge of QRP

Frank Lee G3YCC says that there's an exciting challenge waiting for you, when you work with QRP amateur radio

### 40 The Bourbon QRP 3.5MHz Transmitter Part 1

Bill Mooney G3VZU introduces his 3.5MHz double sideband suppressed carrier and c.w. transmitter, which uses surface mount techniques

### 44 Making Traditional Morse Keys Part 2

Dr Jim Lycett G0MSZ shows you how to complete your home made traditional style Morse key

### 46 Antenna Workshop

Peter Dodd G3LDO explains how you can maximise your QRP transmissions, by paying proper attention to your antenna

### 48 Valve & Vintage

Ron Ham opens the doors of the PW wireless shop, and chats about vintage military radio equipment and servicing older receivers

### 51 Bits & Bytes - The Computer In Your Shack

Peter Hunter G0GSZ invites all computing in radio enthusiasts to help compile a special database

Front cover acknowledgements. Our Thanks go to Mike Richards G4WNC for the rugged background shot from Minorca. Thank you also to Brigitte Charles of the Monaco Tourist Office, No. 3-18 Chelsea Garden Market, Chelsea Harbour, London SW10 0XE, tel. 071-352-9962, for the inset photograph showing the famous Casino and Hotel in Monte Carlo.

### 52 HF Bands

Paul Essery GW3KFE with his monthly report on what's happening on the h.f. bands

### 53 Satellite Scene

Pat Gowen G3IOR looks up at the world of amateur radio in orbit

### 54 VHF Report

David Butler G4ASR explores the fascinating events taking place above 30MHz

### 57 Packet Panorama

Roger Cooke G3LDI with his news on the world of datacomms

### 59 Broadcast Round Up

Peter Shore listens in on the world's short wave broadcasting stations

### Other Regular Features

- 67 Advert Index
- 60 Arcade, All PW services under one roof
- 61 Bargain Basement
- 16 Club News
- 9 Competition
- 9 Keylines
- 12 Newsdesk '93
- 39 Radio Diary
- 10 Receiving You

### Staff

#### EDITORIAL & ADVERTISEMENT OFFICES

Practical Wireless  
Arrowsmith Court  
Station Approach  
Broadstone  
Dorset BH18 8PW  
(0202) 659910  
(Out-of-hours service by answering machine)

#### CREDIT CARD ORDERS

(0202) 659930  
(Out-of-hours service by answering machine)  
FAX (0202) 659950

#### Editor

Rob Mannion G3XFD

#### Art Editor

Steve Hunt

#### Technical Projects Sub-Editor

NG ("Tex") Swann G1TEX

#### Production/News

Donna Vincent

#### Editorial Assistant

Zoë Shortland

#### Advertisement Manager

Roger Hall G4TNT  
PO Box 948  
London SW6 2DS  
071-731 6222  
Cellphone (0850) 382666  
FAX 071-384 1031

#### Advert Copy and Sales (Broadstone Office)

Lynn Smith (Sales), Ailsa Turbett (Production)  
(0202) 659920  
FAX (0202) 659950

Copyright © PW PUBLISHING LTD. 1993. Copyright in all drawings, photographs and articles published in *Practical Wireless* is fully protected and reproduction in whole or part is expressly forbidden. All reasonable precautions are taken by *Practical Wireless* to ensure that the advice and data given to our readers are reliable. We cannot however guarantee it and we cannot accept legal responsibility for it. Prices are those current as we go to press.  
Published on the second Thursday of each month by PW Publishing Ltd., Arrowsmith Court, Station Approach, Broadstone, Dorset BH18 8PW. Tel: (0202) 659910. Printed in England by Southernprint (Web Offset) Ltd. Distributed by Seymour, Windsor House, 1270 London Road, Norbury, London SW16 4DH. Tel: 081-679 1899, Fax: 081-679 8907, Telex: 8812945. Sole Agents for Australia and New Zealand - Gordon and Gotch (Asia) Ltd.; South Africa - Central News Agency. Subscriptions INLAND £21, EUROPE £23, OVERSEAS (by ASP) £25, payable to PRACTICAL WIRELESS, Subscription Department. PW Publishing Ltd., Arrowsmith Court, Station Approach, Broadstone, Dorset BH18 8PW. Tel: (0202) 659930. PRACTICAL WIRELESS is sold subject to the following conditions, namely that it shall not, without written consent of the publishers first having been given, be lent, re-sold, hired out or otherwise disposed of by way of trade at more than the recommended selling price shown on the cover, and that it shall not be lent, re-sold, hired out or otherwise disposed of in a mutilated condition or in any unauthorised cover by way of Trade, or affixed to or as part of any publication or advertising, literary or pictorial matter whatsoever. *Practical Wireless* is Published monthly for \$45 per year by P.W. Publishing Ltd. PW Publishing Ltd., Arrowsmith Court, Station Approach, Broadstone, Dorset BH18 8PW, U.K. Second Class postage paid at Middlesex, N.J. Postmaster: Send USA address changes to *Practical Wireless*, c/o Permit to post at Hackensack pending. The USPS (United States Postal Service) number for *Practical Wireless* is: 007075.

### COMING NEXT MONTH

### Our Antenna Special

Summer's Coming And It's Time To Think About Antenna Projects, Ideas & Modifications. So Be Prepared, Read All About It In The August Issue.

#### Also


Another useful pull-out catalogue full of products and information.

### GREENWELD ELECTRONICS SUPER SENSATIONAL SUMMER SALE

48 PAGES CRAMMED FULL OF  
STAGGERING OFFERS

## Don't Miss It!





**400 Edgware Road, London W2**

**Telephone: 071-723 5521 Telex: 298765**

**Opening times: 9.30am-5.30pm Tuesday-Friday. 10am-4.30pm Saturday**


**Closed Monday but open 'till 7pm on Wednesday**

Normally  
24hr  
despatch but  
please allow  
7 days for  
delivery.



STANDARD YAESU ALINCO AEA MFJ KENWOOD DRAKE WELTZ ANTENNAS ACCESSORIES

STANDARD YAESU ALINCO AEA MFJ KENWOOD DRAKE WELTZ ANTENNAS ACCESSORIES



## STANDARD C558

Dual band  
with AM.  
20 channels  
**£449**  
inc nicads  
and charger

**£459**  
cell case only



## YAESU FT530

Dual band  
VHF/UHF  
AM  
capability  
2m 70cms  
CSS+DTMF  
**£529**



## ALINCO DJ580

Dual band  
2mk  
70cms.  
Built in  
CTCSS  
and DTMF  
**£449.95**



## ICOM IC-W21E

Dual band  
VHF  
144 MHz  
whisper  
function,  
auto  
repeater  
**£449**



## STANDARD C528

Dual band  
simultaneous  
transmit/receive  
20 channels.  
Now includes  
nicad and wall  
charger  
**\*£420**



## STANDARD C188-2M C488-70CM

**£299.95**  
inc  
nicads and  
charger

### SWR meters – Diamond

SK100 1.6-60MHz 30/300/3kW PL259 .....	£124.95
SK300 1.8-200MHz 5/20/200 Watts PL259 .....	£89.95
SK400 140-525MHz 5/20/200 Watts PL259 .....	£104.95
SK600 1.8-525MHz 5/20/200 Watts PL259 .....	£164.95
SK1000 1.8-1300MHz 5/20/200 Watts PL+" .....	£229.95
SK900 automatic 1.8-200MHz 5/20/200 Watts PL259 .....	£129.95
SK900 1.8-160+430-1300MHz 5/20/200 Watts .....	£259.00

### PL+"N"

Aerials – Diamond Base	
CP5 10-15-20-40-80 mtr vert. rigid radials .....	£265.00
CP6 as above with 6 mtrs .....	£275.00
X30 2m/70cms fibre glass 3dB/5.5dB gain 1.3m long .....	£64.95
X50 2m/70cms fibre glass 4.5/7.2dB gain 1.7m long .....	79.95
CP92 2 mtr colinear 2x5/8 6.5dB gain .....	£49.95

### Ramsey P-IBM

Complete packet radio kit. Powered from computer.  
Software inc. ....£59.95

### Ramsey FR-146

2m FM and marine radio. Dual conversion.  
Complete except for case ..... £31.95 |

### Ramsey AR-1

AM airband radio kit.  
All you need to monitor 118-136MHz ..... £29.95 |

### Ramsey FR-1

FM broadcast receiver. Ideal project for novice.  
Drives small speaker ..... £22.95 |

### Ramsey HR-receivers

Single band 80, 40 or 20m models complete  
with varicap tuning ..... £31.95 |

### Ramsey QRP-Transmitters

Single band models for 80, 40 or 20m.  
All you need including xtal ..... £31.95 |

### MFJ Super – Regen Receiver

This super kit has everything down to the case and last  
screw. Covering 3.5 – 22MHz it is amazingly sensitive even  
on a short wire.  
SSB/CW/AM ..... £71.95 |

**We also stock products from:-**

**Datong**  
**G. Whip – AKD**  
**Jaybeam**  
**Toyo – Siskin**  
**Tonno**  
**Plus Marine Radio**  
**P.M.R. Systems**  
*etc.*

**DUE TO THE FLUCTUATING EXCHANGE RATE, PRICES MAY VARY  
– PLEASE PHONE BEFORE ORDERING –**

# Lee Electronics

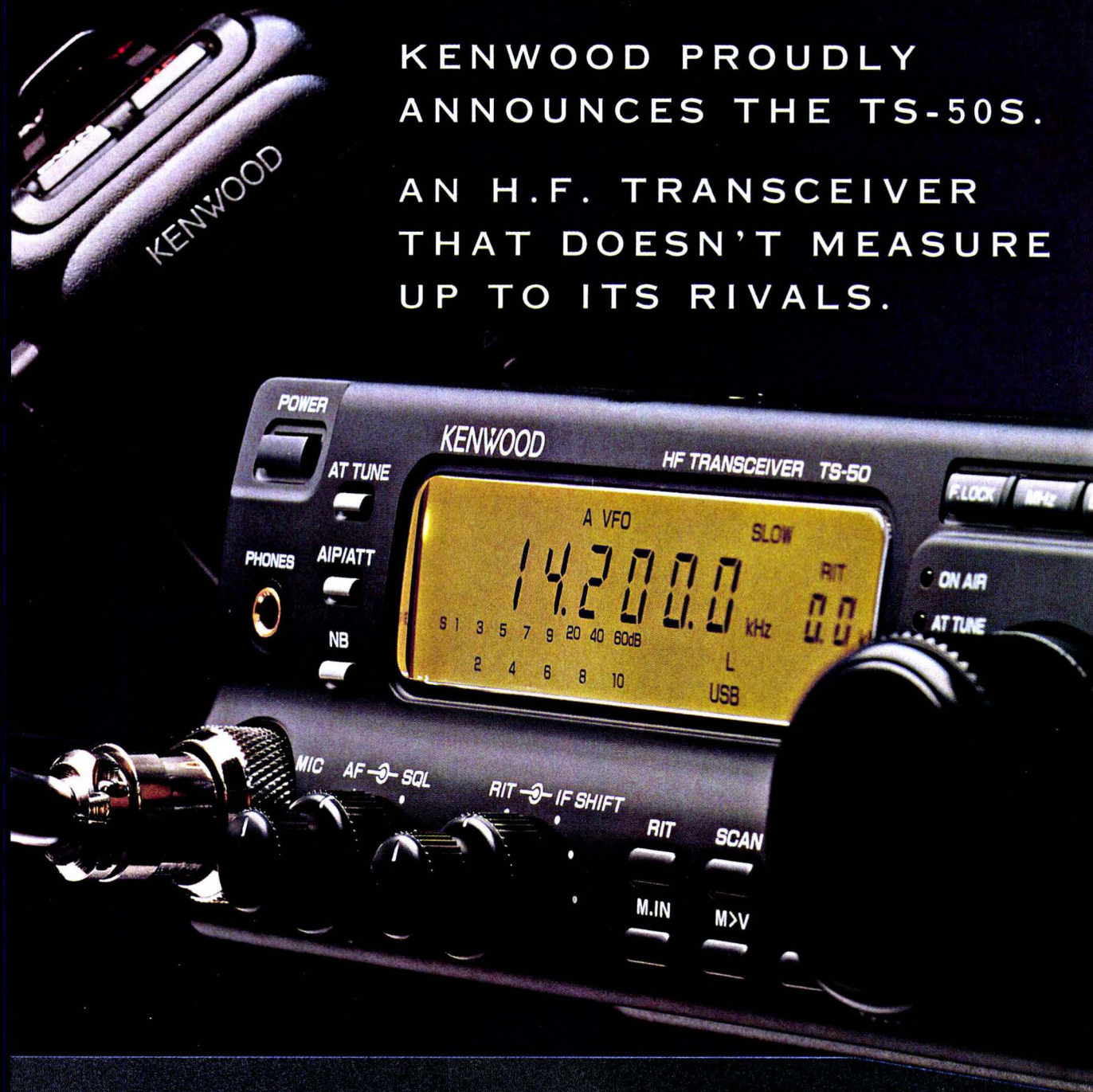
2

Practical Wireless, July 1993



KENWOOD PROUDLY  
ANNOUNCES THE TS-50S.

AN H.F. TRANSCEIVER  
THAT DOESN'T MEASURE  
UP TO ITS RIVALS.



If Kenwood's TS-50S wasn't the world's smallest H.F. transceiver, it would still be a mighty impressive piece of equipment.

Its maximum output of 100W, combined with 100 memory channels, gives its operators a versatility that other, bulkier H.F. transceivers struggle to match.

The multi-function microphone,

menu system and user-friendly "fuzzy logic" Direct Digital Synthesiser makes it simple to operate on the move. And a host of features, from Advanced Intercept Point to switchable AGC circuit, means that although the TS-50S is small, its performance is a big talking point.

Your local Kenwood specialist

dealer has the full technical story. So all that remains to add is the price: around £1000.

After all, the Kenwood TS-50S may be the world's smallest H.F. transceiver. But you don't need the world's biggest bank account to own one.

**KENWOOD**



# WATERS & STANTON ELECTRONICS

ALINCO KENWOOD YAESU ICOM DIAMOND MFJ MICROSET TONNA REVEX

## Diamond Power Meters

Very Accurate & Reliable



### Specifications:

- SX-100** 1.8 – 60MHz 30W-300W-3kW  
Connectors SO-239 RMS or PEP  
**£124.95 + £6 p&p**
- SX-200** 1.8 – 200MHz 5W-20W-200W  
Connectors SO-239 RMS or PEP  
**£89.95 + £6 p&p**
- SX-600** 1.8 – 525MHz 5W-20W-200W  
Connectors SO-239 RMS or PEP  
**£164.95 + £6 p&p**

## ALINCO EAR-TALK £29.95




- \* Matches DJ-580E/DJ-180E
- \* MATCHES DJ-F1E/DJ-S1E
- \* PTT Micro Switch
- \* Gain Control

Amazing value. Plugs into ear and works as earphone and also as a microphone picking up voice vibrations. The audio quality is superb. Comes complete with ALINCO plugs and is ready to go. You won't find a lower price

## JUST ARRIVED!

### MFJ-1278B £319



### Now with PACTOR!

The world's best selling data controller now gives you PACTOR plus 9 other modes. You get AMTOR, RTTY, ASCII, CW, FAX, SSTV, Navtex, Contest Keyer. Now with free PSU.

Multicom 1289M 3.5" Software  
now in stock at £69.95

### Back in Stock

### MFJ-249

Aerial  
Analyser

1.8 – 170MHz

**£229**



The latest model. It let's you quickly adjust your aerial on site. Instant digital frequency readout of resonance and VSWR. Saves hours of work. Battery powered, you can watch the changes as you adjust your aerial system. Ideal for beams, dipoles, whips and all 50 Ohm coax designs. Get your system tuned in minutes not hours!



## DJ-180E

2m Handheld

**£209!**

Receive 130 – 170 MHz

### Unbeatable Value!

- \* 5 Watts (12v)
- \* 2 Watts (nicads)
- \* 10 Memories
- \* Battery Saver
- \* Auto power Off
- \* 5kHz – 25kHz Steps
- \* LCD Display
- \* Memory Expansion
- \* 700mAh Nicad
- \* AC Charger
- \* Helical Antenna
- \* 12 Month Warranty



**ALINCO**  
ELECTRONICS

### Here's What you Get . . .

It's the lowest priced quality handheld ever to be produced. The competition can't match it for price or reliability. It's just the job for holidays, travel or even mobile. Run it from the car's 13.8V line and you have a punchy 5 Watts. It's tough case will take the knocks and you'll love the audio quality. The 1750Hz tone gets you into all the UK repeaters and with the HB-500 mobile grill mount you are mobile in seconds. No wonder it's the world's fastest selling 2 metre handheld.

### Accessories

- \* ESC-18 Case £14.95
- \* EJ-14U 50 Memories £19.95
- \* EJ-15U 100 Memories £25.95
- \* HB-500 Grill Mount £13.95
- \* EDH-11 Dry cell case £13.95
- \* EBP-24N 12V nicad £54.95

## 2M FM 45W Mobile

LIMITED STOCKS

**£329**



**ALINCO**  
ELECTRONICS GmbH.

### DR-112E

Offered at this special price while stocks last, you won't find a better bargain than this. Compact size (140 x 40 x 170mm) and sleek lines makes the DR-112E a natural choice for today's modern car. The clear back lit display and controls make night operation easy you'll appreciate the excellent audio and the 45 Watts will give you long distance, solid contacts.

### Features

- \* 144 – 146 MHz Tx
- \* 130 – 170 MHz Rx
- \* Wideband Tx (Export)
- \* 14 Memories
- \* 5kHz – 25kHz steps
- \* Mounting Hardware
- \* Up/Down Mic
- \* Reverse Repeater
- \* Memory Skip
- \* Priority
- \* Band Search
- \* Odd Offset
- \* 1750Hz Tone
- \* DC Cable

## Free Credit! On HF rigs

Now you can get our quality service whilst spreading your payments over a manageable period. And all at zero interest!

**Kenwood – Icom – Yaesu**

## HF RIGS . . . PHONE FOR A DEAL



**TS-50 Fantastic Mobile**  
**£66.25** per month  
with \$200 deposit



**TS-450 Budget Base**  
**£90** per month  
with \$269 deposit



**TS-850 Top Performance**  
**£110** per month  
with \$329 deposit

### Trade-in or Part Exchange . . . We Save You Money

Model	Deposit	Monthly	Model	Deposit	Monthly
IC-765	£595	\$200	FT-990AC	\$479	\$160
IC-737	£295	\$100	FT-990DC	\$430	\$143.25
IC-729	£257	\$86.50	FT-890	\$277	\$91.50
IC-R7100	£279	\$93	FT-890TU	\$315	\$105
TS-950SDX	£741	\$246.50	FT-747GX	\$176	\$58.25
TS-790E	£359	\$120	FRG-100	\$116	\$40.25
R-5000	£198	\$66.75	AL-80BX	\$299	\$100

All figures based on 12 monthly payments and subject to acceptance

Head office: Retail and Mail Order: 22 Main Road, Hockley, Essex SS5 4QS.

Tel: (0702) 206835/204965. Fax: 205843

Retail only: 12 North Street, Hornchurch, Essex. Tel: (0708) 444765





**UPDATED**

## 2M & 70cms Dual Bander DJ-580SP

**£449.95**  
inc VAT

**NOW WITH FULL CT CSS**

The DJ-580SP handheld is the most advanced design ever offered to the radio amateur. Building on the winning formula of the DJ-560E, ALINCO have now reduced the size dramatically and introduced a combination of innovative features that will make your operating even more fun and certainly more versatile.

It goes without saying that ALINCO offer you all the standard features you expect from a hand-held including dual watch, dual controls, scanning, searching, priority, etc. Of course ALINCO's standard of engineering and reliability is now becoming the envy of its competitors. (They're also pretty envious of ALINCO's prices!) Naturally you get a full 12 month warranty including parts and labour. It's the extra features that really make this a winner.

For example you now have ALINCO's patented circuit that retains full operation with dry cells even when battery voltage falls by 50%. Great for emergency applications. You get a programmable auto power off feature, battery saver, digital telephone dialler and three output power levels. And we've only just started! Key in a special code on the keypad and your rig will turn into a fully operational automatic crossband repeater. Key in another code and you will open up the receiver for a.m. airband reception and frequency segments up to 950MHz! You can even use the DTMF feature to send and receive two digit code messages.

**To learn more about the transceiver that has already taken the Japanese and American markets by storm, phone or write for a full colour brochure.**



**"The Most Comprehensive Specification Ever Offered!"**

**Available direct or from your local dealer**

**Auto repeater mode  
AM Airband Reception  
Expanded Receive to 950MHz**

**UK "Gold Seal" Warranty**

Now with every unit.  
Look for the sign on the box!

### Specification

<b>Tx</b>	144-146MHz 430-440MHz
<b>Rx</b>	AM 108-143MHz FM 130-174MHz FM 400-470MHz FM 810-950MHz
<b>Steps</b>	5, 10, 12.5, 20, 25kHz
<b>Memories</b>	42
<b>Power Output</b>	2.5/1.0/0.3 Watts 5 Watts with 12V DC
<b>Scan</b>	8 Modes
<b>Tones</b>	1750Hz plus DTMF and CT CSS built in
<b>Sensitivity</b>	12dB SINAD -15dBu
<b>Size</b>	140x58x33mm
<b>Weight</b>	410g
<b>Accessories Supplied</b>	Ni-Cad pack, AC charger, belt clip, carry strap, dual band antenna and CT CSS unit.

**NOW WITH  
FREE  
CT CSS  
UNIT**

### WATERS & STANTON ELECTRONICS

**22 Main Road, Hockley, Essex. Tel: (0702) 206835. Fax: (0702) 205843**


Retail and Mail Order: 22 Main Road, HOCKLEY, Essex SS5 4QS. Tel: (0702) 206835 / 204965

Retail Only: 12 North Street, HORNCHURCH, Essex. Tel: (04024) 44765

VISA & ACCESS MAIL ORDER: 24 Hour Answerphone. Open 6 days a week 9.00am - 5.30pm

Rail: Liverpool Street/Hockley or District Line/Hornchurch





# LOWE ELECTRONICS


## The Professionals in Amateur Radio

# KENWOOD'S TS50S

## NOW YOU CAN **REALLY** GO HF MOBILE!

Kenwood's new mobile HF rig has caused a real stir in the market place. At last, an HF rig that will fit under your car's dash and still leave room for a passenger! Let's face it, the so-called HF mobiles that have been available of late have hardly been portable, let alone mobile, but the new **TS50S** will set new standards in size and performance. You can really do that DXpedition now

as you can take the rig *and* the auto ATU as hand-luggage!



Quite how Kenwood have squeezed so much into such a tiny package, I can only marvel at. They haven't, however, skimped on performance: All modes, gen. cov. RX, 0.25µV sensitivity on ssb, a dynamic range of 105dB and a

full 100W output.

**COMING  
SOON**


**A LOWE ELECTRONICS EXCLUSIVE . . .**

**The KENWOOD TS450SDX™**


**A DXER'S DREAM FOR THOSE ON A BUDGET!**

*Full details for personal callers at any of our branches*


Colin G3XAS at  
**BOURNEMOUTH**  
27 Gillam Road,  
Northbourne,  
Bournemouth  
BH10 6BW  
Tel: 0202 577760



Dave G4KFN at  
**NEWCASTLE**  
Newcastle Airport,  
Woolsington,  
Newcastle Upon Tyne  
NE20 9DF  
Tel: 0661 860418




Tony G4CYE at  
**BRISTOL**  
79/81 Gloucester Rd,  
Patchway,  
Bristol  
BS12 5JQ  
Tel: 0272 315263




**NEW**

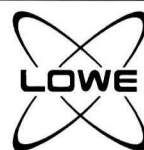
Fred G4RJS at  
**LONDON**  
223/225 Field End Road,  
Eastcote,  
Middlesex  
HA5 1QZ  
Tel: 081 429 3256



Tony G4NBS at  
**CAMBRIDGE**  
162 High Street,  
Chesterton,  
Cambridge  
CB4 1NL  
Tel: 0223 311230

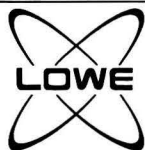


Sim GM3SAN at  
**CUMBERNAULD**  
Cumbernauld Airport,  
Cumbernauld,  
Scotland  
G68 0HH  
Tel: 0236 721004





Head Office  
Main Showroom  
and Mail Order




## DERBYSHIRE

Here to help you are:


Rob G8MPT, Bill G8LXN  
Beryl G7LME, Julie  
Tom G6PZZ, Richard G3OQT  
John G3PCY

Chesterfield Road, Matlock,  
Derbyshire DE4 5LE  
Tel: 0629 580800  
Fax: 0629 580020


Steve G6URJ  
**KENT**  
Chatham Road,  
Sandling,  
Maidstone  
Kent ME14 3AY  
Tel: 0622 692773



Steve G1WSY at  
**HEATHROW**  
6 Cherwell Close,  
Langley,  
Slough, Berks  
SL3 8XB  
Tel: 0753 545255




Tom G4LAR at  
**LEEDS**  
34 New Briggate,  
Leeds,  
LS1 6NU  
Tel: 0532 452657



## NEW BRANCH

DEREK G7ESZ  
& Peter G6ZKO  
The Basement  
Royal Fleet Club  
Devonport, Plymouth, Devon PL1 4PQ  
Tel: 0752 607284



# KANTRONICS

## WORLD LEADERS IN DIGITAL COMMUNICATIONS

Once again Kantronics assert themselves as leaders in the world of digital communications. The ever-popular **KAM** has been fully upgraded to meet the demands of the latest digital modes. The new **KAM Plus** will become the standard by which all the others are judged, and the new facilities now include:

- **New User and Expert command sets**
- **On-line help messages for each command**
- **128K RAM**
- **1 Megabit EPROM**
- **Socketed lithium battery to back up RAM and on-board clock**
- **Expanded personal mailbox**
- **FACTOR now fitted as standard (V6.1)**
- **Enhanced CW operation – dot/dash weighting, Farnsworth spacing, tone transmission, and programmable CW filter bandwidth and centre frequency**
- **Programmable mark and space tones**
- **Extended RTTY and AMTOR character sets**

The **KAM Plus** should be available about now, but you don't need to throw away the old one! Simply buy the new **KAM Expansion Board** to upgrade to

all the new features. Both still run with Hostmaster software, now available for the PC, C64 and the Macintosh.

The **KPC3** continues to be the world's most popular VHF TNC. Designed to be user friendly (even to new Packeteers!!), this amazing TNC delivers high performance in a very small package. It's less than half the size of its nearest rival but manages to pack in many more features.

The **KPC3** features an improved DualLevel™ command set that gives new users just 23 commands (all most people will ever need!) that get you up and running but with the full 130 plus commands available in Expert mode for those wishing to exploit the full potential of Packet.

The power consumption is so low it can be run from a PP3 battery, ideal for portable operation and Raynet use. Runs on 6–25V.

Additional features include Kantronics PBBS with reverse forwarding, message header editing, a mail waiting led, remote sysop access and Kantronics KA-Node. Kiss mode and Kantronics Hostmode are also included for TCP/IP compatibility and advanced operation. If that's not enough, it also decodes WEEFAX with appropriate software.

Hostmaster software expandable RAM and Real Time Clock are a few of the options.

**FULL DATASHEETS AVAILABLE ON REQUEST**

Some people still regard Packet as a difficult mode to operate (probably when they see their friends TNC manuals! Don't worry, it's a lot easier than you think! We'll also help you out by providing an RS232 lead, a lead to your radio and some free terminal and fax software to get you on the air with the minimum of fuss and delay. Ask for your **FREE Packet Package** when buying a TNC at any of our branches. Don't forget our Branch Managers if you need help in setting up – many of them have been doing this for years and will happily help you out.

Specialist help available at our **Maidstone, Cambridge, Cumbernauld and Matlock branches.**



ICOM YAESU KENWOOD ALINCO

RADIO

# HAMSTORES

## LONDON

## OPEN DAY

11 Watford Way Hendon London NW4 3JL Tel: 081 202 0073 Fax: 081 202 8873

### CALLING ALL RADIO AMATEURS AND SHORTWAVE LISTENERS! ICOM (UK) PROUDLY PRESENT...

**THE OFFICIAL OPENING OF OUR NEW LONDON  
HAMSTORE • SPECIAL BARGAINS INCLUDING: IC-737 •  
IC-W21ET • FRG100 • TS50 ETC • EQUIPMENT DEMOS •  
COFFEE • TEA • BUCKS-FIZZ • HAM SANDWICHES (SORRY)  
• CAKE • SPECIAL GUESTS • FREE RAFFLE • & LOTS MORE!**

We would like to say thanks to all of you who have supported us over the last few months. If you haven't visited the London Hamstore yet - why not? We have bargains on new, used and ex-demo equipment. We will gladly take your good, clean, working gear in part-exchange - call us now for the best prices around.

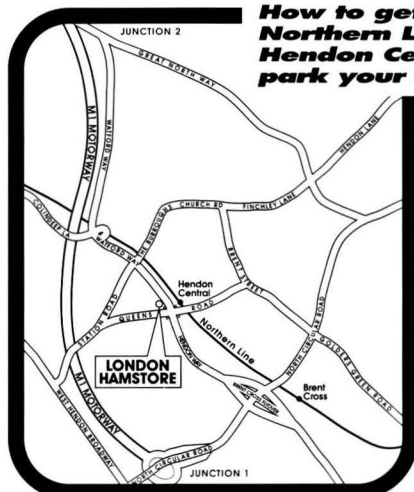
As well as ICOM, we also stock KENWOOD, YAESU and all leading brand names.

Do you know who the staff are at Hendon? Well there's Paul G7MNI who has had technical features published in many radio mags + Doug G0LUH/4S7DGG/4S0UK/8Q7AB, who would you prefer to deal with? salesmen or...

# Saturday July 24th.

We have receivers, transceivers and every conceivable gadget you could want. If it's cash, credit or part-exchange - we do it. We are probably the world leaders in radio communications and have the best technical back-up and service facilities in the country. Call now for our daily-updated list of second-hand equipment.

**How to get here...  
Northern Line tube to  
Hendon Central or... simply  
park your car outside.**



## HAMSTORES

ALSO AT...

### HERNE BAY

Unit 8, Herne Bay West Ind. Estate, Sea Street,  
Herne Bay, Kent CT6 8LD.

Tel: 0227 741555 Fax: 0227 741742

### BIRMINGHAM

International House,  
963 Wolverhampton Rd. Oldbury,  
West Midlands B69 4RJ

Tel: 021 552 0073 Fax: 021 552 0051

**ALL STORES NOW OPEN: MON TO FRI 09:00-17:00  
& 09:00-16:00 SATS.**

N.B. Herne Bay closed for lunch 1300-1400.



**A**s I write this month's 'Keylines' I'm looking back at the *PW* trip to the Dayton HamVention. It was a memorable trip in many ways, particularly as I achieved two ambitions.

The first ambition was to visit the United States Airforce Museum, close to Dayton itself. It turned out to be a fascinating day's visit and it was free to enter the museum itself! Along with several friends on the trip, I bought a \$4 ticket and 'travelled' in the 'IMAX' 3-D cinema, experiencing a flight in a balloon (nearly colliding with a church steeple) and looping the loop in barnstorming aircraft.

The sensation of flight and movement was such I had to hold on to my seat. It was a wonderful experience, with great company from my fellow *PW* travellers.

The second ambition was to have ridden on all of the Dayton trolleybus routes. I managed it, and I'm looking forward to riding on the newly-extended, pollution free system next year. I admire the Daytonians' determination to keep and extend the trolleybus network, especially when there's no real money-saving incentive (as there is in Europe) as petrol only costs around \$1 a gallon!

On the first day of the HamVention, I was out and about with my camera, and managed to interview a lot of people. I

## Keylines



Two gasbags seen at the 1993 Dayton HamVention!

even managed to be photographed next to the Kenwood balloon.

In fact, if you think you can beat our caption - please send your entry in as soon as possible (by the end of July please). The *PW* team will pick the funniest, and I'll award a special Editor's prize for the winner. Let's face it, if you can't laugh at yourself sometimes, you must be a really sad person. So, get those postcards on the way!

While we were at Dayton, we met many old friends, and made many new ones. One old friend from previous years came and asked if *PW* was available on audio cassette in the USA for the blind.

Although the service could be provided from the UK, via the excellent newspaper and magazine cassette systems, I'm appealing to our American readers for help. So, if you live in the USA, could you read *PW* onto cassette for a blind radio amateur?

If you can help, please write or FAX me the details, and I'll be in contact as soon as possible. I'm hoping that our friend (he's got a delightful Labrador guide dog), will be able to enjoy *PW* with your help very soon.

In the meantime, I'm looking forward to coming back to the USA again. Hopefully, I'll be 'deflated' somewhat before then!

*Rob Mannion G3XFD*

### COMPETITION CORNER

### Spot The Difference



#### First Prize

A year's subscription to *Practical Wireless* or a £20 book voucher.

#### Second Prize

Six month subscription or £10 book voucher

☐ Subscription ☐ Voucher


Name .....  
Address .....

Mark the 12 changes made to the right hand version of the cartoon. Details of entry are below.

Send your entry (photocopies acceptable with corner coupon) to: Competition Corner, Spot The Difference Competition, July '93, PW Publishing Ltd., Arrowsmith Court, Station Approach, Broadstone, Dorset BH18 8PW. Editor's decision on the winner is final and no correspondence will be entered into. Entries to reach us by Friday 23 July 1993.



# Receiving You



Send your letters to the editorial offices in Broadstone. They must be original, and not duplicated in any other magazine. We reserve the right to edit or shorten any letter. The views expressed in letters are not necessarily those of *Practical Wireless*. The Star Letter will receive a voucher worth £10 to spend on items from our Book, PCB or other services offered by *Practical Wireless*. All other letters will receive a £5 voucher.

## 'No Code' Correspondence Closed

Correspondence on the specific subject of the 'No Code HF' Licence discussion is now closed. However, as I reported in the June issue, readers have been invited to air their thoughts on the subject by the Radiocommunications Agency. Please address your comments to Mrs. Karen Scott, Room 712, Radiocommunications Agency, Waterloo Bridge House, Waterloo Road, London SE1 8UA.

## ★★★★ Star Letter ★★★★★

### Renewal Of A Friendship

**Dear Sir**

You may be interested to hear how the appearance of my article 'A Table Top Project Bench' in *PW* December 1992 has resulted in the renewal of a friendship from 27 years ago when I moved from the Cambridge area to the North East.

My friend John Cutler, ex G3KBC, now living in New Zealand, was looking through the particular copy of *PW* in a shop in Wellington when he came across my article. This resulted in an immediate letter to renew our acquaintance and now the possibility of a regular 'over the air' schedule. Incidentally, a copy of *PW* in Wellington is the equivalent of £3.50 so I must suggest he takes advantage of the 'Subscribers Club' method of payment!

**Vic Flowers G8QM**  
**Sunnyside**  
**Newcastle Upon Tyne**

**Editor's comment: The team were pleased to hear that *PW* has helped renew an old friendship Vic. Did he send his copy of the magazine back for you to autograph your article?**

### No Code Licence

**Dear Sir**

Whilst listening to BBC Radio 4 (I think) recently while mobile in my car I was pleased to hear a program concerning the use of computers in the UK (I am presently attempting to unravel the mysteries of a secondhand Amstrad 1640 I purchased).

A point dealt with in great depth was 'Networking' whereby one person may contact another user anywhere in the world via computer to have a chat or leave a message, etc. Probably similar to our packet radio.

It occurred to me that in the near future,

will prospective radio amateurs go to the bother of obtaining a Class B licence, a Class A licence and a lot of very expensive radio equipment in order to access the h.f. bands? Or will they instead use a computer and modem at less cost, and with no licence required, no studying and no licence restrictions in order to have their chat? Perhaps groups such as the RSGB and the DTI should bear this in mind while they are considering the possibility of a 'No Code' h.f. licence.

**Victor Best**  
**Portadown**  
**N. Ireland**

## Cordless Telephones

**Dear Sir**

I share the concern about the cordless 'phones expressed in the May edition of 'Keylines'.

Can I draw your attention to the new EMC regulations, which are more relevant than obvious from first glances. It could help you (see 2).

**1:** The CE approved cordless 'phones should not become a major problem with out of band transmissions and breakthrough.

**2:** As for illegal units, under section 73 of SI no: 2372 1992 it is the **DUTY** of the weights and measures authorities to enforce the EMC regulations.

Under section 79 an officer can issue a suspension notice to a **USER** where there is a suspected breach of the regulations.

Under section 76, with the approval of a Magistrate, an officer can enter a private residence and seize apparatus.

This duty applies to and can be used in respect of both approved apparatus, and relevant apparatus which is not approved. You can take 'relevant' to mean all electrical and electronic apparatus.

These powers apply to any apparatus taken into service after 28th October 1992, and the powers of confiscation apply to any apparatus. There is no appeal for six months, and not many people keep dated receipts. If they have, and it's not CE approved - well, the answer is the same.

The weights and measures authorities are the Trading Standards bodies. It would now appear that 'suspected' cordless phones fall into a similar category to illegal CB sets. The practical question is how to get the officials to act. Like the user asks "Why did you let them sell it to me?"

**3:** The RA has discretionary EMC power under the Secretary of State, and prefers to confine it's role to interference to wireless telegraphy under the Wireless Telegraphy Act, as you report.

However, things do change. The RA now says it will act on justified complaints of interference to **ANY** EMC schedule III listed apparatus, according to my latest enquiries about the effect of the EMC regulations, despite what the form says and what you have been told. I reproduce the list overleaf. It could inform the Trading Standards, for example, who have appropriate powers.

**4:** Radio amateur apparatus is not on the list. When CE marked commercial radio amateur apparatus appears on the market, it would appear reasonable to campaign to have it added. There can be no justification for not giving an approved £1500 radio the same protection - under the EMC regulations - as a £20 toaster. Note I do not ask for greater protection for obvious reasons like the lower signal strengths and greater sensitivities. Also, one asks why should the RA not adopt, in the cases of interference to approved (radio amateur) apparatus, the same levels of immunity as for say, a burglar alarm, when determining what constitutes undue and excessive interference, as specified in EN5008-2.

It is obvious that the EMC regulations and the Wireless Telegraphy Act have different but relevant bearings on the matter.

In conclusion, there is hope. What is needed is some push and shove through reasoned publicity. Let's start with cordless phones and the Trading Standard offices, and a few solid reports of suspected breaches of the new EMC regulations.

Why not check it out?

**Donald Elkington G0PAN**  
**Adel**  
**Leeds**

**Editor's reply: Thank you Donald for an interesting letter. I'll be contacting the local 'Weights & Measures' office to see what they say!**



## Phone Patching

### Dear Sir

With reference to the letter from GM01JV in the May issue concerning the possibility of 'phone patch use. I am pleased to see that you feel that an approach should be made to the RA for comment and I for one would hope that this would be favourable.

I would however, object to it's use being restricted to members of certain amateur radio groups. I feel that this would only lead to a certain amount of dissension in our hobby.

There are a number of other reasons for 'phone patch use, other than connecting just service personnel with their families. There are quite a number of civilians abroad who have no access to a tele-

phone. As I well know, having spent the better part of my working life in Africa where one can be 300 miles from a 'phone as such and perhaps dependent on a h.f. radio link to the nearest main town or city. These links are never suitable for connecting into international circuits.

There have been a number of times in my experience in our hobby when handling life saving traffic, when I would have given a great deal of the use of a 'phone patch. The last time was on May 2 to May 6 last year when the MV *Spirit* on route from Angola to Guatemala was in the middle of the Atlantic when a number of crew were taken ill, together with the Captain's young daughter.

The s.s.b. Emergency System that operates daily on 14.332MHz (of which I have

been a member these past 15 years) helped to maintain contact. This was done from the USA with help from South Africa and New Zealand and stations in Brazil. The main co-ordinator being Chuck PJ4CR, in the Dutch Antilles.

We stayed with this emergency from the May 2nd to the 6th May. Finally, the moment arrived (due to conditions) I was the only station in touch with the *Spirit*. This is when I would have given a lot for a 'phone patch, instead of which I had to relay to a Brazilian station who had to relay to an American station. Had I had the use of a 'phone patch the US Coastguard could have spoken direct to the Captain.

I have not done very much on my own since returning to this country. But I have a commendation or two for life-saving abroad with the rig, as

does my good friend Roz Nelson ZS1JS in Cape Town. Between us I think we have about 10 lives in the book. We must have something going for us, other than TV!!

**Ron Greenwood G4E00  
Thorney  
Peterborough**

**Editor's comment: I have made enquiries, and apparently there's not much chance of amateur radio in Europe being allowed to 'phone patch. It appears that radio amateurs passing third-party traffic are seen as possible competition for the telephone industry. This is unfortunate, as we could assist in situations where official administrations can't, particularly in the sort of emergencies in the news at the moment.**

## Use It Or Lose It

### Dear Sir

We have all heard of the phrase 'Use it or lose it' when it comes to protecting bands for amateur use. In an attempt to increase more activity locally, we at the Harwich Amateur Radio Interest Group have designed some ingenious ways of entertaining ourselves 'on air', during our regular Sunday evening net (S-18 145.450MHz).

At first we borrowed an idea of a 'trivia quiz' heard on GB3SA. This has proved good fun, but for more concentration and the possible chance of answering clues that other operators couldn't, we also run a crossword.

The crossword is produced in our quarterly newsletter *Crosstalk*. On the evening itself, one station gives out the clues asked for, a station fills in all the answers as they are correctly answered and scoring is simple, as one point is awarded for each letter in the answering word.

The crossword and the trivia quiz are good fun and provide a good deal of activity on the band, other than just the normal chat. I would be interested if other groups have any activities they use to brighten up their evenings.

We are putting together a game of Bingo. Easy you say? But we're using c.w. to call the numbers!

**Colin Kendrick GOSTW  
Harwich  
Essex**

**Editor's comment: Sounds as if you have a busy group up there Colin! Although I'm not quite so sure about the Bingo over the air, I think that provided that your communication is always addressed to a particular station, you will remain within the licence conditions when you're playing the other games. Any other initiatives out there readers?**

## Radio Hams In Newspapers

### Dear Sir

I am not a radio amateur but I often notice articles about 'radio hams' in newspapers. The interesting point about all these stories is that none of the people mentioned are actually radio amateurs.

Newspaper reporters describe anyone who has enough money to buy an expensive toy such as a radio scanner as a 'Radio Ham'. I suggest that *PW* runs a regular column which reprints these stories. You could award a £5 voucher for each new example sent in by readers.

**Robin Soar  
Doncaster  
Yorkshire**

**Editor's comment: Thank you for the newspaper cutting you sent in Robin. Although the 'tabloid press' (the worst offenders) have been told many times, I am afraid we are wasting our time. The argument I get from editorial staff is 'The public know what a radio 'ham' is, and it's a convenient term'. Unfortunately, they (the newspapers) obviously DON'T know what amateur radio is all about despite the intervention of journalists such as myself, the Radiocommunications Agency and the RSGB.**

### Dear Sir

Tuning below 7MHz at approximately 1630UTC, on Thursday 4th March, this year, listening for Sydney Volmet on 6.676MHz, I was astonished to tune into a positive British network using 6.675MHz. They were all talking to each other in very technical terms, with perhaps the exception of a very Irish lady who insisted that her dog should talk into her microphone, because "he liked doing it".

Transmitter locations, from what I could learn, ranged from the North of Scotland, Northern Ireland to the South of England, some indeed claiming to be mobile. Callsigns were most odd, MA3, MA4, EDH21, RT1, TS52 to name but a few.

Later, during the week, I found them again at approximately the same time of day. This time they were using 6.655, 6.673 and

6.678MHz.

Who are these people? There is no reference to these frequencies in the Radiocommunication Agency's publication 'How to become a Radio Amateur'.

**Roy Nicholls G7NUW  
Epsom, Surrey**

**Editor's comment: It sounds as if you've discovered a long established 'pirate' network Roy. Illegal activity on the frequencies mentioned, has been monitored for many years (although there are of course legitimate services in this part of the spectrum). In the past, much of the activity was centred on the use of military surplus equipment and it's unfortunate that they give the false impression they are 'radio amateurs'.**



## New Fluke Meters

Fluke have introduced three new digital multimeters called the series 10 to their range. The new meters are designed to support first level electronic and electrical troubleshooting, their compact shape and push button controls aid one handed operation. The meters offer a.c. and d.c. volts, ohms, diode test, continuity beeper and 4 000 count digital display. There's also auto ranging and 'sleep' mode to preserve battery life.

Model 10 is the cheapest of the range, Model 11 has a 'VCheck' facility to simplify the safe measurement of power sources, supplies and capacitance with auto or manual ranging from .001 to 99µF and to 9999µF. Model 12 combines the features of the other two plus min/max record with a relative time clock and continuity capture to collect intermittent opens and shorts as brief as 250µs.


All new range will run for 650 hours on alkaline batteries and 450 hours on carbon-zinc, and are guaranteed for three years.

For further details contact **Alpha Electronics Plc., Units 5 & 6, Linstock Trading Estate, Wigan Road, Atherton, Greater Manchester M29 0QA, tel. (0942) 873558.**



## Special Event Station GB0AMY

The North Ferriby United Amateur Radio Society will be operating a special event station - callsign **GB0AMY** throughout the month of July. This event is to commemorate the 90th anniversary of Amy Johnson's, the pioneer lady aviator, birth. She was the first lady to fly from England to Australia in a tiny Gypsy Moth. The special event station will be regularly operational on all bands and a special QSL card will be issued to confirm contacts and s.w.l reports.



## High Temperature PCB Switches

The Danish company MEC have announced the introduction of the new second generation UNIMEC 1500 switch series. Using Liquid Crystalline Polymer (LCP), UL94VO high performance plastics the life-time of the switch has been increased from 1.5 million cycles to 10 million cycles for momentary switches and from 500 000 cycles to 5 million cycles for alternate action. The switches will operate in temperatures ranging from -40°C to +160°C with a protection rating of IP54, making them ideal for use in harsh environments where style and durability is required.

Each switch module is capable of performing any one of eight contact functions, depending on p.c.b. layout, at a rating of 250mA/120V.

For a free sample and more information contact British suppliers **Quiller Switches Ltd., 2 Paisley Road, Bournemouth, Dorset BH6 5EU, tel. (0202) 417744 or FAX, (0202) 421255.**

## Siskin Digital Radio Products


Siskin Electronics have produced a new catalogue covering their digital radio products.

The comprehensive catalogue gives details on their digital products, specifications and product ratings on the three major areas of, performance, quality of documentation and expandability.

There is also a useful reference guide

together with a question and answer section on frequently-asked digital radio topics. To obtain your free copy of this catalogue contact **Siskin Electronics, 2 South Street, Hythe, Southampton SO4 6EB, tel. (0703) 207155/207587 (quoting Digital Radio Products Catalogue No.8).**

Send in your news, photographs and product information to **Donna Vincent at the editorial offices in Broadstone.**



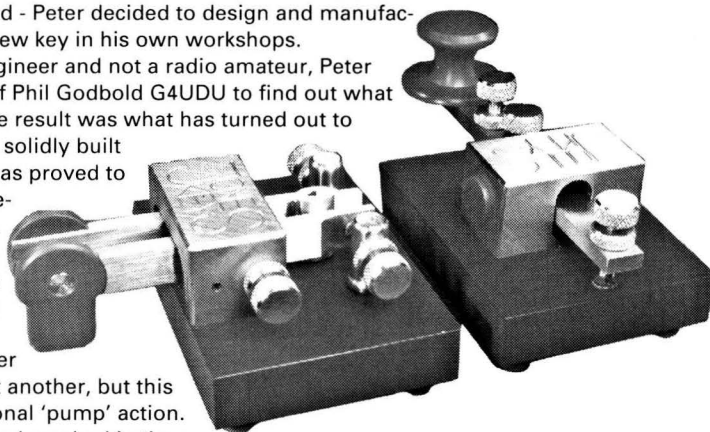
## Enterprising Engineer's Key To Success

Peter Jones is an enterprising engineer, and almost by accident he has found himself in the Morse key business. He's the driving force behind Peter Jones Engineering in Smallfield, Surrey, not far from Gatwick airport. When he heard that an American distributor wanted 200 Morse keys, and that the manufacturer was not interested - Peter decided to design and manufacture an entirely new key in his own workshops.

As he's an engineer and not a radio amateur, Peter took the advice of Phil Godbold G4UDU to find out what was required. The result was what has turned out to be a popular and solidly built paddle key that has proved to be a winner, especially in the USA.

Following the interest shown in the Jones' key at the 1992 Dayton HamVention, Peter has produced yet another, but this time it's a traditional 'pump' action. The latest key was launched in time for the 1993 HamVention, attracted a great deal of interest on the Palomar Engineering stand at the show.

The newly-introduced traditional key from Jones Engineering has a very heavy metal base, with an attractive finish. It's likely to appeal to operators who prefer a traditional key that's not likely to slip around the operating desk during QSOs. **Further details on this and other products are available from Peter Jones Engineering, Chapel Road, Smallfield, Surrey RH6 9NR, tel: 034-284-3555.**





# SHOW REPORT

*In the first of three reports on the 1993 Dayton HamVention, Rob Mannion G3XFD explores the enormous open air 'flea market'. It's said to be the largest in the world.*

The PW party flew to the USA via Cincinnati this year, and were then transported direct to our Hotel in Dayton by coach. In the three years PW has been running the trip, we've tried various routes, and travelling via the attractive city of Cincinnati certainly seems the most convenient.

The HamVention, held in the large Hara Arena sports complex on the outskirts of Dayton, officially opens on the Friday at mid-day. But, what is perhaps the most attractive part of the HamVention for the European visitor, the gigantic flea market, opens from around 6am.

As the weather is far more variable than in Britain in late April, I decided it was best to try and see as many of the 2000 plus flea market stalls as I could on the Friday morning. It was a wise decision because it was a delightfully sunny and clear day and as it turned out, the only dry day of the show.

## **Test Equipment And Vintage Radio**

There seemed to be a tremendous variety of test equipment and vintage radios on offer this year. Each year seems to bring various items to the fore in the flea market. Several years ago it was Heathkit equipment, this year brought test equipment and vintage radios. It was truly an Aladdin's cave.

Some sellers had small pitches, and one or two had three or four car parking spaces filled with equipment for sale. Two Danish PW readers on the trip had a field day and sent home a variety of modern radio laboratory instruments, which even after air freight and customs charges, were superb value. Sending them home wasn't a problem either because Cincinnati based Delta Airlines had a 'pack and despatch' service at the show, which in conjunction with reasonable freight charges, made getting things home much less of a worry.

On the other hand, I was tempted at some of the vintage equipment, particularly the world-famous Zenith 'Transoceanic' receivers. There were lots of these delightful old receivers available, and memories of my schooldays returned when I saw several

models I'd originally seen advertised in the National Geographic magazine in the 1950s. However, although the Zenith receiver alongside the seller, was offered to me for \$20 (£13), unfortunately I had to decline.

I met quite a few independent travellers from the UK, and had chance to ask them what they got out of the show. Several even went as far as to say that they came specifically for the flea market and were not so interested on what was going on in the main Hara arena.

## **Up And Coming**

Several 'up and coming' American and Canadian amateur radio equipment manufacturers were showing their products in the flea market. Among their products were some interesting new antenna ideas.

One, particularly fascinating stall had a selection of guided missiles (minus harmful fuel and warheads) for sale as the ultimate 'conversation pieces'. The same stall had a radio-controlled artillery target aircraft for sale, an ideal toy for someone, except that its wings spanned nearly five metres.

## **Born Lucky**

Some people are born lucky, and so it seemed to be for the one of the husband and wife teams on the PW trip. Arthur G0NDI and Anne Izzard G0NDJ, from Birmingham, won two major prizes in the huge HamVention draw.

The couple were pleased and surprised the first time. When the second win came up they were (to quote) "Gobsmacked". And that about sums up the effect the Dayton HamVention flea market has on me. It's got to be seen to be appreciated, and even then you won't believe it!


**Lucky couple Arthur G0NDI and Anne Izzard G0NDJ from Birmingham, won two prizes in the huge draw at the 1993 Dayton HamVention.**



**This vintage Zenith radio was offered to G3XFD for \$20, but he had to decline the offer because his suitcase was full!**



**The 1993 Dayton HamVention flea market had plenty in store for anyone needing test equipment. And to help, Delta Airlines had a (very busy) pack and dispatch facility on site throughout the three-day event.**





## No. 2

Right up at No. 2 is the new TS-50S from Kenwood. A real MINI-MOBILE H.F. Transceiver, no bigger than a TR751E 2M Multi! 500kHz to 30MHz, 100w out, AT-50, auto ATU & Kenwood's MAS mobile antenna available as options.

**DEPOSIT £199.95 & 12 payments of £66.66**  
**With AT-50 Auto ATU, Deposit £295.00 & 12**  
**payments of £83.75**

## No. 3

My favourite for months, the Yaesu FT-890. With or without Auto ATU, a real winner for BASE or MOBILE H.F. Did you know that it is now available with SPEECH ANNOUNCEMENT, (as an option), for blind operators? Only from LYNCH!

**Without Auto ATU, Deposit £375.00**  
**& 12 payments of £85.00**  
**With Auto ATU, Deposit £495.00**  
**& 12 payments of £90.00**

## No. 4

Probably the best selling H.F. transceiver in the world, the TS850S from Kenwood. Certainly one of the most reliable. A true base station radio from a world beating company.

**Without Auto ATU, Deposit £510.00**  
**& 12 & payments of £95.00**  
**With Auto ATU, Deposit £540.00**  
**& 12 payments of £105.00**

## No. 5

It's crept up in price, but it's now only the same cost as an old TS940S listed at, 4 years ago! The radio? Yaesu's FT990. For Peter Hart to use words like "thoroughly recommended", I can't really comment anymore.

**Without int. PSU & CW filter, Deposit £595.00**  
**& 12 payments of £129.50**  
**With both options, Deposit £699.00**  
**& 12 payments of £150.00**

## No. 6

At the budget end of the market, the Icom IC-728 offers excellent performance together with the quality feel from this famous manufacturer.

**Deposit £195.00 & 12 payments of £66.66**

## No. 7

For those of you who want a good, no frills H.F. package but also want to dabble on 6 Metres, how about the Icom IC-729? Identical to the IC-728 at No. 6, but with 10 watts on 50MHz as well as a full 100 watts on H.F.

**Deposit £275.00 & 12 payments of £85.00**

## No. 8

Performance and flexibility of the "big boys", the TS-690S from Kenwood is still up in the TOP-TEN, and there's good reason. The price. Closely compare the spec of the '690 with other H.F. machines and the rig scores high up the ladder. Throw in a SIX METRE option giving a massive 50 watts output in addition to 100 on H.F., and you can see why this one is so popular.

**Without Auto ATU, Deposit £480**  
**& 12 payments of £85.00. With Auto ATU, Deposit**  
**£510 & 12 payments of £95.00**

## No. 9

Want the No. 8 slot, but without SIX Metres? You got it with the TS-450S. 100 watts, General Coverage, All Mode, Selectable filtering in both I.F.s. Big radio features in a mid-sized package.

**Without Auto ATU, Deposit £449.00**  
**& 12 payments of £75.00. With Auto ATU, Deposit**  
**£480.00 & 12 payments of £85.00**

## No. 10

A joint entry at No. 10, The Flagships from YAESU & KENWOOD, the FT1000 & TS950SDX transceivers. Both have features for the really serious amongst our H.F. operators, including 150-200W output, Dual Receive, Built in Power supplies & Auto Tuners as standard, the list goes on forever. If your serious, ring me for a tailored quotation to suit your needs. If your not, ring someone else!

**FT1000 & TS950SDX, deposits from as little as**  
**£700.00.**

# MARTIN

G4

## THE AMATEUR RADIO

### THE MARTIN LYNCH H.F. TOP TEN No.1

It's made it, the NEW ICOM IC737 has had all the IC735 owners trading in and I'm not surprised! The ergonomics are superb, the receive performance is stunning, so is the AUTO TUNER & the KEYS & the DISPLAY & a DOZEN other features. Better still, I'll pay you top money for your trade-in, be it an IC735 or not!

**DEPOSIT £475.00 & 12 payments of £85.00**

## Twelve Month ZERO IN

**DID YOU KNOW, that you can turn that transceiver, receiver or accessory) into ready deposit against a new model, put the rest of pay for your NEW one over TWELVE months and it is! Better still, there's no catch. No CREDIT CARD HANDLING CHARGE, just the b to me, WITHOUT**

**It's all under written by LOMBARD TR**



**IF YOU DON'T WANT TO TAKE ADVANTAGE OF MY FREE FINANCE AND WOULD RATHER PAY CASH, CHEQUE, CREDIT CARD OR TRADE-IN, THEN CALL 081 566 1120 TODAY FOR YOUR TAILOR MADE QUOTATION.**

**A lower deposit can be accepted with higher monthly payments, phone for details.**

**I promise you the best overall deal in the U.K. Get ringing, or you'll miss the bargains!**

**\*Please NOTE prices & monthly payments are based on 17.5% VAT & no more price increases! E&OE**

**286 NORTHFIELD AVENUE, EALING, LONDON W**



# MARTIN LYNCH

HS

## EXCHANGE CENTRE

### THE MARTIN LYNCH V.H.F. TOP TEN

It's got to be the LYNCH + muTek FT736RDX from Yaesu. The most flexible multiband 2/6/70/23 all mode transceiver available today. Complete FRONT END REPLACEMENT DESIGNED BY muTek, push this transceiver to the No. 1 slot. The performance is now exceptional - expect to see these being used in "VHF CONTESTS" around the world.

**FT736RDX, with muTek, 2/70 operation,**  
Deposit £495 & 12 payments of £125

**FT736RDX/6 with 6m extra,**  
Deposit £608 & 12 payments of £142.50

**FT736RDX/23 with 23cm extra,**  
Deposit £623.00 & 12 payments of £160.00

**FT736RDX/6/23 with all bands fitted, 2/6/70 & 23cm,**  
Deposit £742 & 12 payments of £175.00.

# No. 1

\* **muTek FRONT END BOARDS** available as "after fit kits",  
£199.95, plus £59.00 fitting charge if required.

## hs To Pay At INTEREST

old piece of equipment (whether it be a  
cash? Then, use part of your wedge for the  
your notes in the bank earning interest and  
- INTEREST FREE! Sounds bloody marvelous  
gy TEN YEAR GUARANTEE's offered here, no  
est possible deal to extract money out of you  
T ANY CATCHES.

RICITY FINANCE & they're o.k., OKAY!

### CALL, WRITE OR FAX - SPRING NEWSLETTER NOW AVAILABLE

Packed with interesting goodies, including 'First Impressions' by Ken Feather and Henry Lewis, an insight into using all the latest Handies and H.F. products from Japan, also a look at the latest HF Mini Mobile from KENWOOD, plus much, much more, TOGETHER WITH THE LATEST MARTIN LYNCH SECOND-HAND LIST!! WRITE OR PHONE FOR YOUR FREE COPY TODAY!!



### No. 2

Not a transceiver, but a WIDE BAND ALL MODE PORTABLE RECEIVER, the NEW MV7100 from Yupiteru. As supplied by MARTIN LYNCH to the M.O.D. and countless other customers, this new model from Japan is truly amazing. 500kHz to 1650mHz, ALL MODE, in your hand? Are they serious? Yep. I'm handing them out like confetti. It's not a toy, it's the most incredible miniature receiver available.

**Deposit £49.00 & 9 payments of £44.45**

### No. 3

First the FT727, then the FT470 and now the FT530, YAESU get better and better at Dual Band portable design. Complete with CTCSS fitted as standard, (NONE of the others have), extended RX, AM/NBFM selectable, Auto Repeater facility, it's been the choice for hundreds already.

**Nicads & Charger included.**

**Deposit £100.00 & 12 payments of £35.75**

### No. 4

Icom were the first company back in 1980 to bring you a fully synthesised solid state transceiver - their technology in digital design carries on - witness the NEW IC-W21ET dual band Handie. Massive dual display, Extended RX, superb "feel" to the user.

**Nicads & Charger included.**

**Deposit £74.00 & 9 payments of £45.00**

### No. 5

Alinco have been knocking the "big three" for several years now and they continue to do so with the DJ-580. Ask around the Dual-Band Handie users and the odds are they'll be using one. All the bells and whistles, well built and very reliable.

**Nicads & charger included.**

**Deposit £53.00 & 12 payments of £33.00**

### No. 6

When Angus McKenzie, G3OSS said this is THE transceiver for Two metres all mode, he wasn't kidding. I've been selling them for years and there's still nothing to touch it. Full 25W out and don't forget the matching 70cm version, the TR851E!

**The TR751E 2M, Deposit £149.00**

**& 12 payments of £50.00. For the TR851E 70cm,  
Deposit £199.00 & 12 payments of £50.00**

### No. 7

Kenwood's TH-78E marches into the TOP TEN because of its performance, excellent ergonomics, (if SONY ever designed a dual band Handie, this is what it would look like), beautiful build quality and endless user features. For people who like mind blowing "ADVANCED" facilities, wait no longer.

**Deposit £49.00 & 12 payments of £35.00**

### No. 8

Want a simple to use, REMOTE HEAD DISPLAY, High-Power Dual-Band Mobile, that doesn't blow your brains away whilst QUEUEING ROUND THE HANGER LANE GYRATORY? (WHERE?) - Well get your cheque book out lads & ladies, the TM-732E from KENWOOD is for you! Yes, it's got all the gizmo's if you want them, but if you don't, then it's got to be the easiest mobile/base FM 2/70 transceiver available.

**Deposit, £69.00 & 12 payments of £50.00**

### No. 9

Hands up those who want a SINGLE BAND HANDIE, but quite fancy the thought of being able to listen to the "other mob" on 2 or 70? Thought so. Kenwood thought so as well. The NEW TH28E & TH48E. Single band FM Handie, but press one button, and instantly monitor the opposite band to the one your transceiving on. They're lower priced so I can offer them on my nothing to pay (but small deposit), for 3 months scheme.

**TH28E Transceiver on 2M, rx on 70cm,**

**Deposit £39.00, £250 in 3 Months**

**TH48E Transceiver on 70cm, rx on 2M,**

**Deposit £49.00, £280 in 3 Months**

### No. 10

Still a firm favourite for people who want MULTI-MODE PORTABILITY on 2 Metres, the FT290R mk11, still has the market to itself. The rest have given up! Available with a "clip on" 25W linear, the FT290R is the perfect all rounder for 2M operation, either portable, base or mobile.

**Without matching linear,**

**Deposit £129 & 12 payments of £35.00**

**With Matching FL2025 Clip on Linear,**

**Deposit £159 & 12 payments of £45**

...THE MARTIN LYNCH V.H.F. TOP TEN...THE MARTIN LYNCH V.H.F. TOP TEN...

5 4UB. Tel: 081 566 1120 FAX: 081 566 1207



# Club News

Please send in all of your 'Club News' items to Donna Vincent at the editorial offices in Broadstone.

## Avon

**North Bristol ARC.** Fridays, 7pm. Self Help Enterprise, 7 Braemar Crescent, Northville, Bristol. RAE & Morse tuition available for members. June 11 - Bull's Eye Competition, 18th - Table Sale, 25th - Relax & Chat Evening. **Tony G4ROX on (0272) 513573.**

## Bedfordshire

**Shefford & DARS.** Thursdays, 8pm. Church Hall, Amptill Road, Shefford, Bedfordshire. June 17 - NFD Planning, July 4 & 5th NFD, 8th - BBQ. **Paul G1GSN on (0462) 700618.**

## Berkshire

**Maidenhead & DARC.** The Red Cross Hall, The Crescent, Maidenhead, 7.30pm. June 15 - Sparks In The Ether by John G3TWG, July 1 - Foxhunt, 3rd & 4th - VHF NFD. **Neil G8XYN on (0628) 25952.**

**Newbury & DARS.** Wednesdays, 7.30pm. Bucklebury Memorial Hall. June 23 - Paknet by G Keans. **(0635) 46241.**

**Reading & DARC.** 2nd & 4th Thursdays, 8pm. The Woodley Pavilion, Woodford Park, Haddon Drive, Woodley, Reading. June 10 - VHF NFD Planning, 24th - The Battle Of The Beams, July 3 & 4th - VHF NFD Contest, 8th - RSGB Evening, talk by Peter Chadwick G3RZP RSGB President. **Nick Challacombe G0LGG on (0734) 722489.**

## Cheshire

**Mid-Cheshire ARS.** Cotebrook Village Hall, Cotebrook, nr. Northwich, Cheshire. June 16 - Question & Answer night, 23rd - Video Night, 30th - Contest Planning. **Mike Baguley G7LQD on (0606) 331210.**

**Wirral ARS.** 1st & 3rd Wednesdays, 7.45pm. Ivy Farm, Arrowe Park Road, Birkenhead, Wirral. June 15 - natter night, 16th - Members' Surplus Sale, 22nd - Natter Night, 23rd - Guest Speaker, 29th - Natter Night. **Alec Seed G3F00 on 051-644 6094.**

## Clwyd

**Wrexham ARS.** Maesgwyn Community Centre, Maesgwyn Road, Wrexham. June 15 - Field Evening, July 6 - Quiz. **Ian Wright GW1MVL on (0978) 845858.**

## Derbyshire

**Buxton Radio Amateurs.** Lee Wood Hotel, Buxton, 8pm. 25 May - SWL An Enjoyable Hobby by Brendan G10HD, June 22 - Talk by Castle Electronics. **Derek Carson G4IHO on (0298) 25506.**

**Derby & DARS.** Wednesdays, 7.30pm. 119 Green Lane, Derby. June 16 - Talk by Castle Electronics, 23rd - Radio In The St John Ambulance Service by Alan Jones, 30th - Video Show, July 7 - Junk Sale. **Hayley Winfield 2E1AJI on (0773) 856904.**

## Devon

**Appledore & DARC (Devon).** 3rd Mondays, 7.30pm. Appledore Football Clubroom. June 21 - Satellite TV by Graham Bailey G1ZTJ. **Reg Lyddon G4ETJ QTHR on (0237) 477301.**

**Axe Vale ARC.** 1st Fridays, 7.30pm. 'New Commercial', Trinity Square, Axminster, Devon. **Pat Cross G0GHH on (0297) 33756.**

**Exeter ARS.** 2nd Mondays, 8pm. The Community Centre, St Davids Hill, Exeter. June 14 - Talk by Richard G2DYM.

**Plymouth RC.** Tuesdays, 6.30pm RAE class, 7.30pm Morse class, 8pm club activities. (As from June for the summer, meetings will be fortnightly). The Basement, The Royal Fleet Club, Devonport. June 15 - Table Sale. **G7NMA, 50 Bellington Crescent, Plympton, Devon PL7 3QP.**

**Torbay ARS.** Fridays, 7.30pm. ECC Social Club, Highweek, Newton Abbot. June 18 - 5B4 Christmas by Andy G4VPM. **W. Hipwell G3HTX on (0803) 526762.**

## Dorset

**Dorset Police ARS.** The Dorset Police ARS will now be holding regular monthly meetings, at force HQ on the first Thursday of every month, at 7.30pm. Membership is open to Police Officers, serving and retired, Civilian employees, Special Constables and their immediate family. July 1 - Hampshire Police ARS visit Dorset Police ARS. Further info

from **PC 915 Richard Newton at Ferndown Police Station on (0202) 229351.**

## Down

**Bangor & DARS.** 1st Fridays, 8pm. Winston Hotel, Queens Parade, Bangor, Co. Down. **Des Buckley G13HCP on (0247) 460251.**

## Essex

**Bishop's Stortford ARS.** 3rd Mondays, 8pm. British Legion Club, Windhill, Bishops Stortford. June 21 - Briefing for VHF Field Day. **John Dudeney on (0799) 550313.**

**Braintree & DARS.** 1st & 3rd Mondays, 8pm. Community Centre, Victoria Street, Braintree. June 21 - Discussion on Future Venues for the Club. **J. F. Button G1WQQ c/o G4JXG, 88 Coldnailhurst Avenue, Braintree, Essex CM7 5PY.**

**Vange ARS.** Thursdays, 8pm. Barnstaple Community Centre, Long Riding, Basildon, Essex. June 10 - First Aid by Tony G0BTS, 17th - QRP by Ray G3IOI, Peter G4VZF & John G4XTS, 24th - Discussion, July 1 - Junk Sale. **Doris on (0268) 552606.**

## Greater London

**Acton, Brentford & Chiswick ARC.** 3rd Tuesdays, 7.30pm. Chiswick Town Hall, Heathfield Terrace, London W4. June 15 - Pre Low Power Field Day. **Colm Mulvany G0JRY on 081-749 9972.**

**Crystal Palace & DRC.** 3rd Saturdays, 8pm. All Saints Parish Rooms, Beulah Hill, London SE19 (opposite junc. Grange Road). **Wilf Taylor G3DSC on 081-699 5732 or Bob Burns G300U on (0737) 552170.**

**Edgware & DRS.** Watling Community Centre, 145 Orange Hill Road, Burnt Oak, 8pm. June 10 - Experiences In Sri Lanka by Doug Goodison G0LUH, 24th - Morse Training Evening, July 8 - Antenna Systems & Discussion by John Plested G4GYS. **Howard Drury G4HMD on (0923) 822776.**

## Greater Manchester

**Tameside ARS.** 2nd & 4th Tuesdays, 7.30pm. ATC Camp, Moorcroft Street, Droylsden, Tameside. **A. N. Laughlan G1YCM, 8 Kempton Close, Droylsden, Tameside, Manchester M35 7LJ.**

## Hampshire

**Basingstoke ARC.** 1st Mondays, 7.30pm. Forest Ring Community Centre, Sycamore Way, Winklebury, Basingstoke. June 27 - 144MHz Direction Finding Competition OS174 Fox: Dave G4WIZ, July 5 - Performance Racing Cars (real ones not models). **(0256) 25517.**

**Farnborough & DRS.** 2nd & 4th Wednesdays, 8pm. Farnborough Community Centre, Meudon Avenue, Farnborough, Hants. **I. F. Ireland G4BJQ on (0252) 543036**

**Itchen Valley RC.** 2nd & 4th Fridays, 7.30pm. Scout Hut, Brickfield Lane, Chandlers Ford. June 11 - Visit from RSGB President Peter Chadwick G3RZP, 25th - Hampshire Ambulance Service, meeting open to visitors. **Les Kennard G3ABA on (0703) 732997.**

**Southampton ARC.** 1st Mondays. Millbrook Community School, Green Lane, Maybush, Southampton, also 3rd Mondays at the home of one of the club members. **Malc Troy G1UWL QTHR.**

**The Three Counties ARC.** Every other Wednesday, 8pm. Railway Hotel, Liphook Hampshire. June 19 - Family Visit to the Bluebell Railway, 23rd - Telecommunications Of The Future, July 7 - preparation for the Field Radio & BBQ Weekend. **Kevin Roche G8GOS on (0420) 83091.**

**Winchester ARC.** 3rd Fridays, 7.30pm. Red Cross Centre, Durngate House. June 18 - Ham Radio An Old Man Dying On His Feet by Steve Harding G4JGS. **Peter Simpkins G3MCL on (0962) 865814.**

## Hereford & Worcester

**Bromsgrove ARS.** 2nd & 4th Tuesdays, 8pm. Lickey End Social Club, Alcester Road, Burcot, Bromsgrove. June 22 - Night on the Air (h.f.). **Mr D. Edwards G4ZWR on (0527) 546075.**

**Vale of Evesham RAC.** July 1 - Visit to Wyre Mill/Night on the Air from the Mill. **Alasdair on (0386) 41508.**

**Woodpecker RG.** Mondays, 8.30pm. Richmond Place Club, Edgar Street, Hereford. **Bob G1HWP on (0432) 277591.**

## Hertfordshire

**Dacorum AR & TS.** 1st (informal) & 3rd (formal) Tuesdays, 8pm. The Heath Park, Cotterells, Hemel Hempstead. June 15 - WWII Radar Countermeasures by J. Crabbe G3WFM. **Dennis Boast G1AKX on (0442) 259620.**

**Hoddesdon RC.** Alternate Thursdays, 8pm. Conservative Club, Rye Road, Hoddesdon, Herts. June 10 - Social Night, 24th - Visit to Tolmers Campsite, July 8 - Social Evening. **Roy G4UNL on 081-804 5643.**

## Humberside

**Goole R & ES.** Fridays, 7.30pm. West Park Pavilion, West Park, Goole, last



Fridays at the 'Black Swann Inn', Asseby. June 11 - NFD Logfill, 18th - VHF NFD Preparation, 25th - Conload, July 2, 3 & 4 VHF NFD. **Steve Price G8VHL on (0405) 769130.**

## Kent

**Bredhurst T&RS.** Thursdays, 8.15pm. Parkwood Community Association, Parkwood Green, Rainham, Kent. **Martin Pearson G7JBO on (0634) 365980.**

**Bromley & DARS.** 3rd Tuesdays, 7.30pm. The Victory Social Club, Kechill Gardens, Hayes, Kent. June 15 - Remote Imaging. **Alan Messenger G7GBH on 081-777 0420**

**Sevenoaks & DARS.** June 21 - Kit Cars by Alistair Dunlop G7IET. **The Secretary, c/o Sevenoaks District Council, Council Offices, Argyle Road, Sevenoaks, Kent TN13 1HG.**

## Lancashire

**Hesketh ARC.** Every other Tuesday. Birkdale, Southport. June 22 - Microwaves, July 7 - Battle Of The Atlantic. **Bernie G7DEM on (0704) 63344.**

## Leicestershire

**Charnwood ARCC.** 1st & 3rd Sundays. The Albion, Loughborough. June 20 - VHF Contest, July 4 - AM Day Planning. **Phil on (0509) 232927.**

## Lincolnshire

**Spalding & DARS.** Fridays, 8pm. The Riverside Centre, The Old Fire Station, Double Street, Spalding, Lincolnshire. June 11 - Wire Aerials & Matching Units by G400. **David Johnson on (0778) 425367 (6-7pm).**

## Merseyside

**Liverpool & DARS.** Tuesdays, 8pm. Churchill Club, Church Road, Wavertree, Liverpool. June 15 - Construction Techniques G0IFK, 22nd - HMS Plymouth G3SGQ, 29th - Surplus Sale. **Ian Mant G4WWX on 051-722 1178.**

**Wirral & DARC.** Irby Cricket Club, Mill Hill Road, Irby, Wirral, 8pm. June 16 - D&W The Harp Ness, 23rd - Mobile Treasure Hunt, 30th - Eileen Medley DF Hunt, July 7 - D&W. The Ridger, Newton. **Paul Robinson G0JZP on 051-648 5892.**

## Norfolk

**Dereham ARC.** 2nd Thursdays, 8pm. St. Johns Ambulance Hall, Yaxham Road, Dereham. June 10 - Fast Scan TV demonstration, July 8 - Night on the Air at Joe's G7MPQ. **Mark Taylor G0LGJ on (0362) 691099.**

**Norfolk ARC.** Wednesdays, 7.30pm. The Norfolk Dimpling, The Livestock

Market, Harford, Norwich. **Dale Simkin on (0603) 37393.**

## Nottinghamshire

**Mansfield ARS.** 2nd Mondays, 7.30pm. Polish Catholic Club, off Windmill Lane, Woodhouse Road, Mansfield. June 14 - Packet Update & Demonstration by Dennis G0KIU. **Mary GONZA on (0623) 755288.**

**Nottingham ARC.** Thursdays, 7.30pm. Sherwood Community Centre, Mansfield Road, Nottingham. June 10 - BBQ, 17th - Foxhunt No 3/Activity, 24th - Construction/Activity, July 1 - Narrow Band TV by Doug Pitt, 8th - Forum. **Ian Miller G4JAE on (0602) 232604.**

**South Notts ARC.** Highbank Community Centre, Farnborough Road, Clifton Estate, Nottingham, or Fairham Community College, Farnborough Road, Clifton Estate. June 11 - Talk-in on S22/Design & Construction Of High Current Power Supplies by The Wizard, 13th - Club Stand at Elvaston Castle Rally, 18th - Construction at Fairham College, 20th - Second Fox Hunt, 25th - On Air HF & VHF. **Julie Brown G0SOC, PO Box 4, Nottingham NG11 9DE.**

## Scotland

**Wigtownshire ARC.** Thursdays, RAE & Morse, Chats, etc. Community Education Office, Stranraer Academy, 7.30pm to 10pm. **Ellis Gaston G6MHPK on (0776) 7215 evenings or (0294) 217979 day.**

## Shropshire

**Salop ARS.** Thursdays, 8pm. Old Buck's Head, Frankwell, Shrewsbury. June 10 - RAYNET Recruitment Evening, 17th - Crime Prevention by Sgt Bob Lloyd. **Glenda G1YJB on (0939) 232090.**

**South Yorkshire**

**Chapel Green ARS.** Thursdays 6.30pm. The Chapel Green Project, 230 Lane End, Chapeltown, Sheffield. **Roy Saunders 2E1BJD on (0742) 846720.**

**Devonshire Arms ARC.** Mondays. Devonshire Arms Public House, Herries Road, Sheffield. June 15 - Swimming at the Ponds Forge Complex at 7.15pm, 22nd - Ten Pin Bowling at the Super Bowl, Halifax Road, Sheffield at 7.15pm. **David G0JJR on (0742) 446282.**

**Mexborough & DARS.** Fridays 7.00pm. Harrop Hall, Dolcliffe Road, Mexborough. **Tom Sheppard G0SK on (0709) 586329.**

## Suffolk

**Felixstowe & DARS.** June 19 - Walton Hobby Faire, Demonstration

Station, 21st - Amateur Satellites by Pat Gowen G3IOR, July 5 - Data Made Simple by Fiona Pattinson G7ANH. **Paul Whiting G4YQC on (0394) 273507.**

**Leiston ARC.** 1st Tuesdays, 8pm. Sizewell Visitors Centre, Sizewell Power Station. June 26 - Annual Foxhunt & BBQ, July 6 - Radio Data Service by Alan Gard G4LWA. **Bob Simmons G0HSI on (0986) 874800.**

**Sudbury & DARC.** 1st Tuesdays, 8pm. Five Bells Inn, Great Cornard, Sudbury, Suffolk. July 6 - Natter & Noggin Night with Raffle. **Colin Muddimer G0PAO on (0787) 77004.**

## Surrey

**Coulsdon ATS.** 2nd Mondays, 7.45pm. St. Swithun's Church Hall, Grovelands Road, Purley, Surrey. June 14 - Secret Listeners by Brian Cannon G8DIU. **Andy Briers G0KZT on (0737) 557198.**

**Surrey RCC.** Terra Nova, The Waldrons, Waddon, Croyden, Surrey. June 21 - Natter Night, July 5 - Amateur Remote Imaging by John Tellick. **Berni G8TB on 081-660 7517.**

**Sutton & Cheam RS.** 3rd Thursdays, 7.30pm. Sutton United Football Club, The Borough Sports Ground, Gander Green Lane, Sutton, Surrey. Natter Nights - 1st Thursdays. June 17 - Computers In Amateur Radio by Jim Todd G3XLM & Peter Borrett G3XTC, July 3 & 4th - VHF NFD, Leek, Staffordshire. **John Puttock G0BWV, 53 Alexandra Avenue, Sutton SM1 2PA.**

**The Kingston & DARS.** 3rd Wednesdays, 8pm. Alfriston, 3 Berrylands Road, Surrey KT5 8RB. June 17 - Radio With Computers by Jim Todd G4XLM, Peter Borrett G3XTC & Roger Brown G3LQP. **Ray Fuller on 081-398 1128.**

**Wimbledon & DARS.** 2nd & last Fridays. St. Andrews Church Hall, Herbert Road, Wimbledon SW19. June 11 - Dip Oscillators And Their Use by George Cripps G3DWW, 25th - Intruder Watch by John Cleeve G3JVC. **Chris Frost G0KEB on 081-397 0427.**

## Warwickshire

**Mid-Warwickshire ARS.** 2nd & 4th Tuesdays. June 22 - Foxhunt. **Don Darkes G8HRI on (0926) 424465.**

**Stratford-Upon-Avon & DRS.** 2nd & 4th Mondays, 7.30pm. Home Guard Club, Main Road, Tiddington, Stratford-Upon-Avon, Warwickshire. June 14 - Mobile Operation by Derek Bedford G4ABS, 28th - Technical Topics Evening. **Alan Beasley G0CXJ on (0608) 82495.**

## West Midlands

**Midland ARS.** Unit 22, 60 Regent Place, off Caroline Street, Birmingham B1 3NJ. Wednesdays - RAE classes. Thursdays - natter nights. 2nd & 4th Mondays - PC Night. Last Fridays - Atari Night. **John Crane G0LAI on 021-628 7632 evenings.**

## West Sussex

**Crawley ARC.** Wednesdays, 8pm & Sundays 10.30am. Hut 18, Tilgate Forest Recreational Centre, Tilgate, Crawley, Sussex. June 23 - DXCC by G3LQP. **P. Cheyney G0PVK, 11 Southgate Drive, Southgate, Crawley, Sussex RH106EE.**

## West Yorkshire

**Denby Dale & DARS.** Pie Hall, Denby Dale, nr. Huddersfield, 8pm. June 16 - Pre-rally Meeting, July 7 - Homebrew Test Equipment by John Townend G3BBD. **Ivan Lee, Clayton Lodge, Sunnyside, Edgerton, Huddersfield HD3 3AD.**

**Halifax & DARS.** 1st & 3rd Tuesdays, 7.30pm. June 15 - Modifying PMR Equipment by Philip Morley G4FSQ. **David Moss G0DLM on (0422) 202306.**

**Keighley ARS.** The Ingrow Cricket Club, Ingrow, Keighley, 8pm. June 10 - Radio Controlled Models by R. Horrell, 17th - Natter Night, 24th - Foxhunt, July 1 - Natter Night, 8th - Questions & Answers. **Kathy Conlon G0RLO on (0274) 496222.**

**White Rose ARS.** Wednesdays, 8pm. & Sundays 12pm Moortown RUFC, Far Moss, Alwoodley, Leeds LS17 7NT. **Murray G3AAS on (0532) 665287.**

## Wiltshire

**Devizes & DARC.** Weekly 8pm, Hare & Hounds Inn, Hare & Hounds Streetm Devizes. June 18 - Alternative Technology & Amateur Radio, July 3 - BBQ. **Noel Woolrych G4TIX.**

**Trowbridge & DARC.** 1st & 3rd Wednesdays, 8pm. Southwick Village Hall, 8pm. June 16 - Natter Night, July 7 - Transceiver Surgery with G3UUR & G8NEY. **Ian G0GRI on (0225) 864698.**

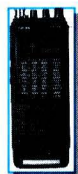
**Donna says "send in some funny club photos or anecdotes to liven up this page...really good ones will end up in print and make your club famous!"**



# NEVADA

EVER

## SCANNING RECEIVERS



**NEW - MVT-7100**, Set to be THE handheld of 1993. This radio must be heard to be believed. It provides effortless reception of SSB and CVW signals using TRUE carrier injection with 50kHz resolution. It can even (with accessories) be hooked up for FAX and DATA reception.

- 100kHz-1650MHz
- 1000 memory channels
- All mode reception (incl. SSB & CVW)

Each set is supplied with all accessories including: UK Charger, NiCad Batteries, Earphone, Telescopic Antenna, Original Yupiteru English Manual.....**PRICE £449**



### YUPITERU MVT 7000 HANDHELD

- Receives 8 to 1300 MHz
- 100kHz-1300MHz (at reduced sensitivity)
- 200 Memory channels
- Rotary or keypad freq. control
- AM/FM/NFM
- Large display with strength meter

Each set is supplied complete with:-

Full set of high power NiCads, AC charger, DC power lead and carry strap.....**£369**

### HP2000 HANDHELD

Still our most popular handheld scanner.

- 500kHz-1300MHz
- 1000 Memory channels
- AM/FM/WFM Modes
- Sensitive Receiver
- Supplied with all accessories & UK charger.....**£299**



### MS1000 Base/mobile

A mobile version of the HP2000 handheld but with added features.

- ★ Tape recorder voice activated switching
- ★ Audio squelch
- ★ 500kHz-600MHz, 805-1300MHz
- ★ Supplied with mains adaptor.....**£279**



### MVT-8000

Mobile version of the 7000 c/w mains adaptor. Especially sensitive @ UHF. Recommended.....**£389.00**

### AR3000A

Our most popular base scanner. Latest updated version. (100kHz-2036MHz)  
**£899**



### SCS computer software

New software for IBM/clones. Gives logging, monitoring and control of AR3000.....**£59.95**

### ACE PAC-3 software

Full feature software for AR3000.....**£119**

### AR1500 HANDHELD

Covers 500kHz-1300MHz receiving NFM/WFM/AM and SSB. Supplied with a large selection of accessories including:-

- Charger
- Dry Cell Battery Case
- Long Wire Antenna
- Ear Piece
- Soft Case.....**£339**



## YAESU RADIO

### Yaesu FRG100 HF receiver

A superb new radio covering 50kHz to 30MHz - our top selling general coverage receiver.....**£559**



**Yaesu FT747GX** - Still an unbelievable performer across the H.F. bands and one of the top 5 in budget H.F. Transceivers. Top Band to Ten, you won't be disappointed.....**£785**

**Yaesu FT-890** - Recent reviews answer all your questions. Based on a winning combination, available with or without auto A.T.U.....**£1175**

**Yaesu FT-530** - A Twin Band Handheld and a host of features including Dual In-Band RX, CTCSS DTMF all fitted. Wideband coverage plus optional speaker mic with LCD display. Guaranteed to be the next No. 1.....**£449.95**

**Yaesu FT-1000** - You will never want another H.F. Transceiver! The FT-1000 does it all. This has to be the ultimate word in H.F. communications. Full brochure available.....**£3275**

Yaesu FT990 All mode HF TCVR.....£1995

Yaesu FT757GX HF TCVR.....£995

Yaesu FT767GX HF + VHF/UHF.....£1597

Yaesu FL7000 500 Watt HF amp.....£1795

Yaesu FT736R VHF/UHF multimode.....£1569

Yaesu FT650 6/10/12 mtr TCVR.....£1221

Yaesu FRG8800 receiver.....£599

## DRAKE



**Drake R8E** - Number one in the U.S. since 1943. Drake is known right across the globe for its technology and above all, reliability - remember the "B" line separates (mine are still going!). Wide frequency coverage, excellent dynamic range Superb filtering In fact it's simply the best shortwave clarity you'll find. Outperforming many other receivers costing much more. Whatever your interests - Drakes' R8E can handle it!!!

- Fully filtered with AMS as standard
- 99 programmable memories with Scan
- Computer control option
- I.F. Pass-band offset facility

**£1195**

### Options

R8E Matching Speaker.....**£49.95**

VHF Conv. (35-54 & 108-174MHz).....**£225.00**

P.C Computer Drive Software.....**£59.95**

Full Technical W/Shop Manual.....**£29.95**

## KENWOOD RADIO

### Kenwood TS550



Just arrived. This new "micro" 100 watt HF mobile rig is in short supply because of its popularity. We have purchased large quantities - call for info or part exchange price on your old HF rig.....**£999**

**Kenwood R-5000** - Tried and tested in all corners of the world. This receiver keeps going and going. 150kHz-30MHz. All mode with many options - what more could you want.....**£949**

**Kenwood TS450/690S** - Two superb H.F. Transceivers capable of delivering the "punch" when necessary. 100W O/P, optional Auto A.T.U. plus general coverage receive.....**TS450 - £1249: 690S - £1399**

**TH28/48/78E's** - The family of 3 "designer-type" handhelds that feel comfortable in the hand whether Two Meters, 70 Cms (ideal novice band) or 2/70 Twin Bander is what you're after - take a serious look at the "TH" range.....**£Call**

**Kenwood TS850S** - Another sure winner from Kenwood! Designed with the serious operator in mind and built to last... why not consider upgrading or part-exchanging your old TS830.....**£1599**



Kenwood TS140S HF transceiver.....£849

Kenwood TS950SDX.....£3499

Kenwood TS790E.....£1799

Kenwood TS711E.....£1099

Kenwood TR751E.....£699

Kenwood TM741E.....£758

Kenwood TL922.....£1699

Kenwood TM702E.....£499

Kenwood TM732E.....£599

## MICROPHONES

### Adonis 508G

- Desk mic
- ★ FM/SSB audio selector
- ★ Electret insert
- ★ Slide switch to allow selection of 2 radios  
**99.95**



Adonis 308 Low noise desk mic.....£84.95

Kenwood MC50 Desk mic.....£49.95

Kenwood MC60A Desk mic.....£99.95

Kenwood MC80 Desk mic.....£59.95

Kenwood MC85 desk mic.....£119.95

Kenwood MC43S Hand mic.....£22.95

Kenwood MC44E h/mic.....£29.95

Kenwood MC45E h/mic.....£29.95

Kenwood MC44 DME h/mic.....£45.95

Kenwood MC45 DME.....£49.95

**Sadelta XL30 Desk** microphone. Made in Spain especially for

Kenwood Icom and Yaesu radios - The electret insert gives outstanding clarity.....**£46.00**



## SAGANT ANTENNAS

High quality Japanese manufactured - outstanding performance.

**End fed zepp antennas** Using vinyl coated annealed copper wire - supplied with matching unit for coax feed.

**ZA3.5F** (39 mtrs long).....**£79.95**

**ZA7** (20 mtrs long).....**£79.95**

**ZA14** 14 MHz (9.9 mtrs long).....**£89.95**

### Antenna parts

**EL40X** (3.5/7MHz) 12.9 mtrs.....**£89.95**

**EL40XC** Pair of 40 mtr traps.....**£19.95**

**BL40X** Balun 1:1 2kW SO239.....**£29.95**



## EXTENDAMAST 10 METRE RETRACTABLE MAST

Suitable for: Dipoles, Long Wires, VHF/UHF Beams, GSRV and many other antennas.

A new and inexpensive aluminium 10 metre retractable mast that may be used at home or for portable use. Easy to erect in minutes - your antennas can now be independent of trees, buildings and other make shift fixing points! The steel guying rings are corrosion protected to provide years of useful life. Because individual requirements vary guy wires are not included. A base fixing plate is available as an extra.

**Introductory Price £69** Plus £8 Carriage

## THIS MONTH'S BEST BUY

### NRD-525 HF GENERAL COVERAGE RECEIVER

Considered to be one of the finest receivers ever made! We've managed to locate a limited quantity at a very special price. Now's your chance to own one of the thoroughbreds amongst receivers.

- ★ Receives 90kHz to 34 MHz
- ★ 200 channels of memory
- ★ RTTY, CW, SSB, AM, FM, FAX
- ★ Pass band tuning
- ★ Wide dynamic range
- ★ Built in Clock/Timer circuits

- ★ Fully solid state modular design
- ★ Programmable memory scan
- ★ Microprocessor controlled, electronic tuning

**LIMITED QUANTITY AT £795**



**THE FASTEST MAIL ORDER COMPANY**



**USE YOUR CREDIT CARDS FOR SAME DAY DESPATCH**



# EVERYTHING FOR THE RADIO ENTHUSIAST

## HUGE STOCKS - FAST DELIVERY - PERSONAL SERVICE

**NEVADA COMMUNICATIONS, 189 LONDON ROAD, PORTSMOUTH PO2 9AE**  
**TELEPHONE HOTLINE: (0705) 662145 FAX: (0705) 690626**

### ICOM RADIO

**Icom IC-737** - A new full coverage HF transceiver with Auto ATU, Electronic Keyer, good receiver on a host of extras.....**£1350**

**Icom IC-728** - If you like Icom, you'll like the 728 HF Transceiver. As expected, built to a high standard. Full coverage, 100W o/p, many accessories.....**£Under 1000**

**Icom IC-735** - This is more than just another transceiver - well designed & stylish in looks with an enviable performance. All the usual features and still.....**£1069**

**Icom IC-W21E** - Twin band handie with full duplex "Whisper" mode. C/W NiCad and charger.....**£425**

**Icom R-100** - The mobile monitoring station. 500kHz to 1.8GHz. What more is out there? 100 mems, AM, FM & VFM modes.....**£565**

**Icom R-7100** - An affordable - professional grade receiver. Hosting 25-2000MHz coverage & a whole 900 memories to play with! Full colour brochure available.....**£1259 incl. free discone**

**Icom R-72** - Lets not forget all the S.V.L's - Icom haven't with this general coverage H.F receiver 100kHz-30MHz. All mode (FM optional) with 99 mems for favourite frequencies.....**£759 incl. free antenna**

### SCANNING ANTENNAS

**WB1300 Discone** - (25-1300MHz) Stainless steel top of the range "N" type connector. Complete with short mounting pole and clamps. 8 elements with vertical whip. Suitable for transmit on 6m, 2m, 70cm, 32cm, and 23cm bands. Length 1.7 mtrs.....**£49.95**

**Nevada Scanmaster** - (500kHz - 1500MHz). New high quality wide-band receiving antenna uses fibre glass/stainless steel with 4 small radials. "N" type connector. Length 1.1 metres.....**£39.95**

**Micro-Scan** - (180-1300MHz). New low cost budget ground plane antenna.....**£12**

**Skyband** - (25-1300MHz). Our most popular stainless steel economy wideband discone. Recommended. Bargain Price ONLY.....**£27.95**

### SONY ACTIVE ANTENNAS

**AN1** - An external active antenna with built-in pre-amp, covers 150kHz-30MHz. Fully portable with easy to mount fixing brackets.....**£57.95**

**AN3** - Active antenna for Aircraft and VHF reception, suitable for Sony Air 7 plus many others.....**£54.00**



### EARTALKER

**EarTalker** - A completely new concept in microphone technology. The EarTalker is a combination of earphone and microphone which is worn within the ear. It provides outstanding transmitted audio quality and is suitable for all leading brands of handheld (Call for details on your particular model), Separate volume, PTT switch and control box.....**£39**

### MICRO-READER



**ERA Microreader** - Data Communications decoder - decodes RTTY, CW, AMTOR (A) & SITOR (B). 16 character LCD display needing only connection to receiver extension speaker socket. Shortly to become available will be the large 4-line LCD display with built-in parallel printer driver port. Variable in-built morse tutor. (Call and reserve your optional display now).....**£169.00**

### ALINCO & STANDARD

**Alinco DJ-580** - Fast becoming the top selling Twin Band handheld here in the U.K. Complete with all "mod-cons" including AM Airband RX. Comes ready to go just plug-in and charge - the perfect way to operate 2M & 70 Cms.....**£399**

**Alinco DJ-F1E** - Don't take my word for it but my customers agree that this is the perfect companion when considering a 2M handheld. Full coverage and again offered with Airband receive.....**£249**

**Alinco DR-599E** - Replacing the 590E - This little unit has an impressive 50W on each band, automatic remote repeater function (ideal raynet exercises) and a host of extra facilities including ext.RX. Full colour brochure available - call us now! **£599.95 incl. free duplexer**

**Standard C528** - This Twinband handheld is the model the others were based on! Still a popular choice with many features including remote cloning and repeater talk-thru!....**£365**

**Alinco DJ-F4E** - A popular novice band radio on 70cms. Simple to operate handheld with 40 memories and 5 Watts output.....**£269**

### LOW LOSS CABLE

Superb Japanese low loss cable with aluminium foil and braid double earth screening, tough weather resistant yet flexible. Fantastic low loss - suitable for high power and frequencies up to 3GHz.

**5D-FB** (8.1mm - 0.055dB/mtr).....**£0.65/mtr**  
**8D-FB** (11.1mm - 0.039dB/mtr).....**£1.65/mtr**  
**10D-FB** (13.1mm - 0.031dB/mtr).....**£2.42/mtr**  
 Losses quoted at 100MHz  
**CONNECTORS** (for above)  
**"N" Types**.....**£3.56**  
**BNC**.....**£3.75**  
**PL259**.....**£1.50**



### KENPRO RADIO

**KT-44** - 70 cms handheld. Thumb wheel frequency control. Full 10MHz! Ideal novice or repeater user. c/w NiCad, beltclip & charger.....**£159.00**

**KT-22** - Popular 2M version of the KT-44 with simple NO FUSS operation. Ideal standby handheld or for use on Packet.....**£149.00**

### NEW HAND-HELDS

**ALAN CT-145** - Fully featured 2M handheld with options for DTMF & CTCSS Paging. 5 watts output is available when powered from external 12V DC supply. Now with extended receive - 130-169MHz. Excellent reliability & performance.....**£199.00**



### SONY SHORTWAVE

As a Sony Shortwave centre, we stock a complete range of Sony Shortwave product. Here is a selection of our best sellers:-

**SW77** - One of the best new editions to the Sony range. The SW77 covers 150kHz-30MHz plus an additional 76-108MHz. With a rotary tuning dial, 125 scan memories, the reception of AM/FM/USB/LSB and CVW modes is a breeze. Fitted tape record facility finishes this superb all round receiver.....**£349.95**

**SW1E** - Pocket Shortwave plus VHF Commercial radio. Each unit is supplied with headphones, case and shortwave guide. This model will not hurt your pocket.....**£139.95 this month only**

**SW55** - A new portable that gives good reception of SSB and all modes from 150kHz to 30MHz and 76-108MHz VHF.....**£269.99**

### SWR/POWER METERS


**Diamond SX100** (1.6-60MHz) 3kW.....**£124.95**

**Diamond SX200** (1.8-200MHz) 200W.....**£89.95**

**Diamond SW400** (140-525MHz) 200W.....**£99.95**

**Revex W520** (1.8-200MHz) 200W.....**£79.95**

**Zetagi Mod 700** Professional line using 2 separate sensors 2-3MHz, 120-500MHz, cross needle power/SWR up to 1kW.....**£99.95**



**OUR NEW SPRING EDITION CATALOGUE IS OUT NOW**  
 PACKED FULL OF INFO AND NEW PRODUCTS  
**ONLY £2**  
 (Includes discount voucher)

### NEW VECTRONICS AMP

Vector 500. "Canadian Punch!" A full 1000 Watts PEP on SSB enables you to beat the pile-ups. Now available here in the U.K. Top band to 10 from only 60-80 Watts input. Call now for your brochure!

- 4x811A Low Cost Tubes
- 600W C.W. 1000W PEP
- Compact 24lb weight

**£865**

### TRADING POST

We buy as well as sell new and used radio equipment, please feel free to call Paul or John on our Hotline for an instant quote on either P/X or Buy-Ins.

<b>Yaesu FT-690</b> 6m Porta-pack.....	<b>£345</b>
<b>Yaesu FRG-9600</b> 25-950MHz RX.....	<b>£365</b>
<b>Yaesu FT290R</b> 2m Porta-pack.....	<b>£325</b>
<b>Icom R72</b> Short wave RX, boxed.....	<b>£695</b>
<b>Trio JR500/S</b> Receiver old faithful.....	<b>£99</b>
<b>Tokyo HC200</b> ATU (80-10m).....	<b>£99</b>
<b>Trio R1000</b> Short wave digital RX.....	<b>£325</b>
<b>Yaesu FT-902DM</b> HF TX, v.g.c.....	<b>£625</b>
<b>Adonis 308</b> Desk mic (boxed).....	<b>£65</b>
<b>Icom R100</b> Mobile scanning RX.....	<b>£425</b>
<b>Tokyo HT-120</b> 20m mobile TX/RX.....	<b>£245</b>
<b>CT1600</b> 2m H/H c/w BS25+H/Set.....	<b>£165</b>
<b>Kenwood TR-77</b> Twin band H/held.....	<b>£325</b>
<b>Alinco DJ-560</b> Twin band h/held.....	<b>£345</b>
<b>Kenwood TS-530/S</b> HF TX, v.g.c.....	<b>£549</b>
<b>Tokyo HX-240</b> HF from 2m transvertor.....	<b>£185</b>
<b>Adonis 508</b> Desk Mic (compressor).....	<b>£75</b>
<b>Yaesu FRT-7700</b> S/W RX ATU.....	<b>£49</b>
<b>Trio R2000</b> S/W Receiver, v.g.c.....	<b>£549</b>
<b>Icom IC-R71E</b> S/W Receiver, v.g.c.....	<b>£675</b>
<b>Yaesu FL2000B</b> HF 1Kw PEP Amp.....	<b>£495</b>
<b>Yaesu FT102</b> HF Transceiver.....	<b>£625</b>
<b>Sommerkamp FT1012D</b> HF RX/RX.....	<b>£495</b>
<b>Yaesu Memoriser</b> 2m Fm mobile.....	<b>£185</b>
<b>Trio 130V</b> c/w VFO 120 (all filtered).....	<b>£450</b>
<b>Alinco DR590</b> c/w REM.....	<b>£450</b>

Call us now - even if we haven't listed your radio, for what we know to be unbeatable P/X deals.

### 0% FINANCE

**AVAILABLE ON SELECTED ITEMS**  
 (Subject to Status)

**USE YOUR OLD GEAR FOR DEPOSIT**

**RING THE BOYS FOR FURTHER DETAILS**

**HOTLINE:**

**0705 662145**

### VECTRONICS

Vectronics - Canadian based - HIGH QUALITY PRODUCTS

#### ANTENNA TUNING UNITS

**VC300** - 150 Watt (300W P.E.P.) ATU with dual pointer metering of FWD/REV/SWR. Two coaxial inputs plus wire or balanced line (4:1 balun included).....**£149.00**

**VC3000LP** - As above but with built-in Dummy Load and peak or average pwr mtr.....**£169.00**

**HFT1500** - 1500 Watt ATU (3kW P.E.P.) coax, line wire, and balanced line inputs (4:1 balun included). Peak and average power reading meter. High quality roller coaster and slow motion variable capacitor drives allow you to match just about anything!.....**£399**

**PM-30** - Power/swr meter reads peak/average power up to 3kW 1.8-60MHz.....**£89**

**NEVADA ATU COMPONENTS**

**HIGH POWER VARIABLES** -150pF, 170pF or 250pF (7.8KV).....**£19.95**

**T.V.1. SUPPRESSION**

**KENWOOD LF30A** -1.5kW low pass filter provides more than 60 dB suppression above 35MHz.....**£39.00**

**GLOBAL HP-4A** - UHF TV high pass/band break filter.....**£9.95**


**CAR SUPPRESSION**

**FU400** - RF suppressor for use with either car alternators or generators (effective 2.2-400 MHz).....**£7.95**



# Review

## The Jim MX-14S 14MHz Transceiver



*In keeping with our QRP theme, Clive Hardy G4SLU has tried out a low powered s.s.b. and c.w. portable rig that could prove useful to 'hardy' outdoor types!*

The Jim MX-14S is a hand-held, low power s.s.b. and c.w. transceiver manufactured by Santec in Japan. Coverage of the MX-14S is two 50kHz sections of 14MHz with the frequency controlled by a variable crystal oscillator.

The MX-14S can be powered from seven NiCad or six ordinary AA size batteries fitted internally, or from an external 9.5V d.c. supply. If NiCad batteries are fitted they can be charged in situ with 13.8V via the external power socket.

As delivered the MX-14S is supplied with a d.c. lead, six dry cell batteries, and a dummy battery.

There's also a short carry strap, but it doesn't come with an antenna.

### Small Manual

The small operation manual consists of two double-sided sheets of printed A4, and it's written in real English by the importers! It includes all the information necessary to use the MX-14S and wiring diagrams for the external attachments.

First impression of the MX-14S is that it's solid and robust. The case is metal and in two parts, the rear section of which has to be removed to fit the batteries.

All the major controls are on the top panel and clearly marked. The fitted Morse key is a small button next to the S/output meter.

There are also sockets for an external speaker/microphone on the top panel. On the bottom panel are the connections for a key and the d.c. power lead, plus the mode switch and 10dB receiver attenuation switch.

### On The Air

Having read the manual the time came to try the MX-14S on the air. Only one crystal is fitted as supplied,

providing coverage from 14.20 to 14.25MHz, this doesn't include the international QRP s.s.b. frequency of 14.285MHz.

I used a bench power supply and found the r.f. output into a dummy load to be a little over 2W on c.w. It was a little under 2W on s.s.b. when I whistled hard into the microphone.

Listening on the band revealed the receiver to be sensitive but prone to overloading by very strong signals. Switching in the 10dB attenuator was helpful under those circumstances.

**Editorial note: Waters & Stanton, commenting on the review say the overloading occurs on a large antenna, because the receiver front end is optimised for the optional whip antenna. A simple five minute modification to the attenuator (increasing it to 20dB) removes the problem. Details on the modification, and other operating tips are available direct from W&S.**

The tuning rate of the variable crystal oscillator is slow enough to allow signals to be easily resolved. On receive the audio output from the internal loudspeaker was clear and of more than adequate volume.

The output reading on the meter is useful reassurance that r.f. is going out into the ether when nobody answers your QRP calls! Despite my pessimism, with the MX-14S connected to a trap dipole via an a.t.u., my first proper contact came within the hour with Alex UZ3AZW in Moscow who gave me a 5 and 5 report.

I got a crystal to cover the QRP s.s.b. frequency and the total coverage available was 14.2 to 14.3MHz. In practice the coverage is slightly more as the variable crystal swings the crystals a few extra kHz beyond their quoted coverage.

There are a considerable number of optional accessories for the MX-14S. These include all the crystals required to cover the band from 14.00 to 14.35MHz, a carry case, and antenna. Also available is a c.w. semi break-in and sidetone circuit, a 10W linear amplifier and a 12V to 9.5V d.c. to d.c. converter.

Although there's no sidetone, keying is not completely blind as the 'send' l.e.d. lights when the key is depressed. If an external key is fitted it must be unplugged on receive.

I used the MX-14S over a bank holiday weekend, only s.s.b. was used. Contacts were made with several European countries. I received S9 reports from Juan EA6YX and Ati HA8RJ.

### Summing Up

Summing up, however good the MX14S is (and it is good), the price has to be a significant consideration. At £289 at the time of writing for the basic rig, it seems to me to be a great deal of money. I think that there's absolutely nothing wrong with this rig that a substantial price reduction won't cure.

The MX-14S may be pocket size, but it is a real h.f. radio. Operating QRP is a challenge but contacts can be made, and you may be surprised how far a few Watts will go.

My thanks go to Waters & Stanton of 22 Main Road, Hockley, Essex SS5 4QS, tel. (0702) 206835/204965, FAX (0702) 205843, for the loan of the review transceiver which is available from them at £289 inc. VAT with free delivery.

PW

### Manufacturer's Specifications

Frequency coverage	14MHz band
Modes	J3E, A1A
Supply voltage	8.4 - 9.5V d.c.
	7 x AA NiCads or 6 x AA dry cells or 9.5V external
Power consumption	RX 70mA no signal TX 620mA max
Antenna impedance	50Ω
Dimensions	66 x 39 x 142 mm
Weight	590g inc. batteries
Transmit power	2W max
Modulation	Balanced
Carrier suppression	40dB minimum
Unwanted sideband suppression	40dB minimum
Spurious radiation	-40dB maximum
Receiver type	Single superhet
Sensitivity	S/n 15dB min @ 0.5μV
Intermediate frequency	11.2735MHz
Local oscillator	Variable crystal

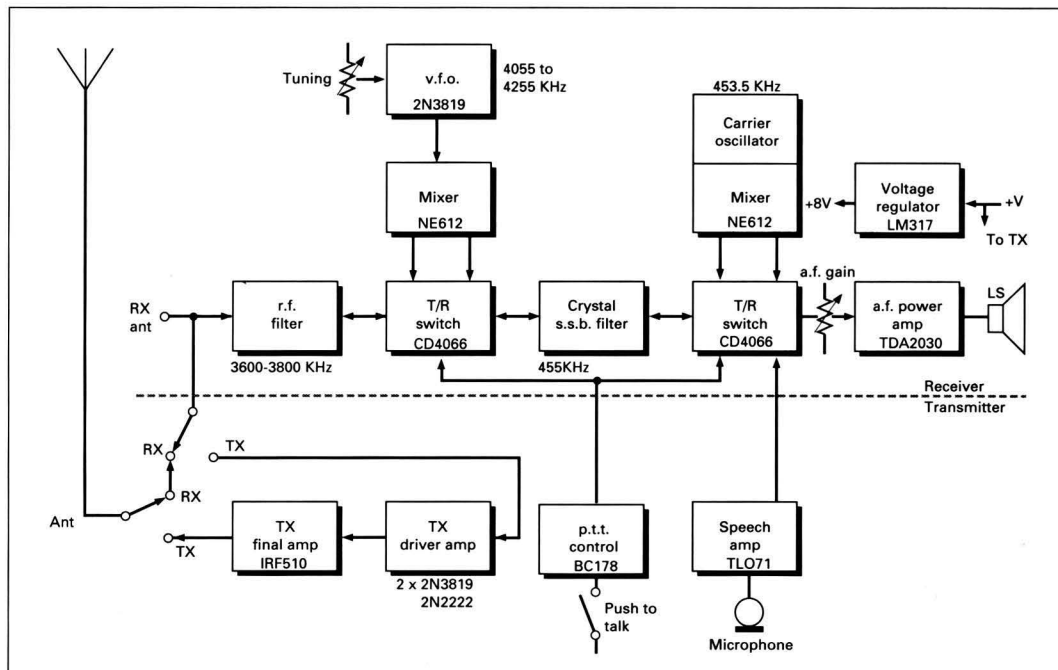


# THE TINY TIM 3.5MHz SSB TRANSCEIVER

## PART 1

### QRP SPECIAL

Tim Walford G3PCJ is a well known QRP enthusiast, and he's come up with a delightfully simple low powered s.s.b. transceiver for 3.5MHz using very straightforward techniques.



**Fig. 1: Block diagram of the 'Tiny Tim' QRP s.s.b. transceiver for 3.5MHz.**

The 'Tiny Tim' is a 3.5MHz single sideband 'phone Transceiver In Miniature (hence Tiny TIM!). My aim was to design a rig which is complete, simple yet effective, low cost, suitable for home construction and with an output of about 10 to 20W p.e.p.

The rig is a superhet using the filter method of s.s.b. reception/generation. In this way it avoids the main snag of extra QRM inherent in the simple direction conversion method which receives (and transmits) both sidebands.

The block diagram, **Fig. 1**, clearly shows how simple the transceiver is. You'll also see that the filter is used 'both' ways, another technique towards simplicity.

### KEY TO SIMPLICITY

The key to the mechanical simplicity in the 'Tiny Tim' is the use of varactor diodes for tuning. The tuning range is 3.6 to 3.8MHz, and is provided by potentiometers.

Using potentiometers, allows the use of p.c.b. copper clad material for the front panel. This can then be soldered directly to the main board itself.

The transceiver provides audio output for a speaker or headphones. In use, it only requires an uncritical d.c. power supply in the range of 12 to 25V at 2A.

Operating on 12V d.c. the transceiver will provide 10 to 12W p.e.p. It's possible to run it with higher voltages, and up to about 35W p.e.p. output can be achieved. The

transmitter output uses a robust f.e.t. with a high Q tuned matching circuit.

The design is suitable for most types of microphone. The transceiver also has built-in r.f. speech limiting or processing.

Setting up is relatively simple. A frequency meter is desirable, and you'll also need a 2A d.c. meter and an output power indicator.

Although primarily designed for s.s.b. 'phone operation, the transceiver can be used on c.w. If there's enough interest, this could be the basis of a future modification.

The complete transceiver only uses six i.c.s, seven transistors and a voltage regulator. My prototype measured 160 x 100 x 80mm.

The Tiny Tim is aimed at constructors with previous experience. I suggest you photocopy the circuit from the magazine page, and you can then cross off the parts as you fit them.

### THE RECEIVER

I shall depart from the usual *PW* convention, by describing the receiver first. I'm doing it this way since the receiver can be built and used on its own, whereas the transmitter part of the project can't be used by itself.

The receiver, as can be seen in the circuit diagram, **Fig. 2**, is actually a simple superhet in which the incoming signals are converted to the intermediate frequency of 455kHz.

They're then filtered, detected and the audio amplified for either the headphones or a loudspeaker.

The circuit appears more complicated than



**Fig. 2: Circuit diagram of the receiver section of the 3.5MHz s.s.b. transceiver.**

you might expect. This is because electronic switches are included in the signal path to reverse the flow during transmission (more on this later).

Because of the two-way flow, I call the rig a 'bi-directional' superhet'. If you only want to build the receiver, this circuit works on its own, provided you connect your antenna to the receiver antenna terminal.

## INCOMING SIGNALS

Incoming signals are initially filtered in the double tuned r.f. filter T1 and C27 and L2/C29. These cover the 3.6 to 3.8MHz band without the need to retune.

Output from the second resonator is capacitively coupled to the NE612 first mixer i.c., IC1, at an impedance of 1.5k $\Omega$ . It's done through one section of the CD4066 quad electronic transmission gate, IC2

An LM317 voltage regulator, IC5, is used to provide a very stable +8V supply for the varactor diode and other circuits that can't withstand the intentionally wide range of main transceiver supply voltage (12 to 25V).

In this particular application the first mixer, IC1, is driven by an external v.f.o., Tr1, working in a Hartley configuration over the range of 4.055 to 4.255MHz. Special ceramic capacitors with a negative temperature coefficient compensate for temperature changes in the coil leading to a stable v.f.o.

The tuning varactor diodes, D1a and D1b, are connected across part of the coil. And to avoid slow motion drives (with all their horrible mechanical complexity) the tuning voltage is obtained from two potentiometers R1 and R4.

The potentiometers provide coarse and fine tuning control, rather like some older rigs had band-set and bandspread controls. Without this arrangement it would not be a TIM! However, in practice it's very easy to use.

## THE MIXER

The output of the mixer (again at 1.5k $\Omega$ ) is fed back through another transmission gate to the i.f. filter. The filter FL1, has excellent performance for its price, and removes unwanted signals and the other unwanted sideband.

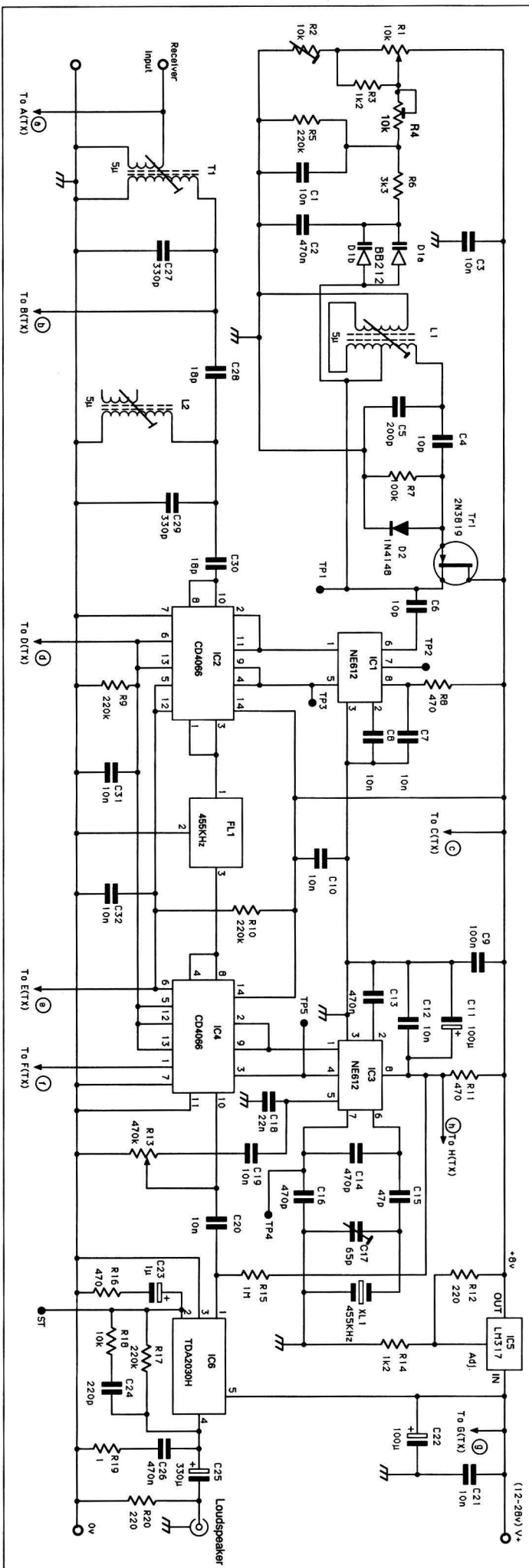
The filter output is applied (through another transmission gate in the second 4066, IC4) to the second NE612 mixer which acts as a product detector. This NE612, IC3, uses its own oscillator section which is stabilised by the ceramic resonator XL1, which is pulled down from its nominal frequency of 455 to 435.5kHz.

Each NE612 mixer has about 15dB of gain, so this compensates for the lack of an i.f. amplifier. Audio output from the product detector is applied direct to the a.f. gain control. This is set at a higher impedance than normal to improve receiver muting on transmit.

The audio amplifier, IC6, is a TDA2030H and provides all the audio gain and low impedance output necessary for driving a loudspeaker. It's a cheap and very flexible device which is used in op-amp fashion.

In this particular application the audio amplifier i.c. remains active on transmit, so that c.w. enthusiasts can feed in a side-tone signal at ST on the IC6 negative input, while remaining unaffected by the receiver audio gain setting.

That's enough on the theory of the Tiny Tim for now. Next time, I'll describe the construction of the receiver and we'll proceed on to the p.c.b. aspect of the project.





## SHOPPING LIST (FOR THE RECEIVER)

### Resistors

Carbon Film 0.4W 5%

1Ω	1	R19
220Ω	2	R12, 20
470Ω	3	R8, 11, 16
1.2kΩ	2	R3, 14
3.3kΩ	1	R6
10kΩ	1	R18
100kΩ	1	R7
220kΩ	4	R5, 9, 10, 17
1MΩ	1	R15
Miniature p.c.b. mounted preset		
10kΩ	1	R2
Rotary 'Normal' size potentiometer		
10kΩ	2	R1, R4 (Linear)
470kΩ	1	R13 (Logarithmic)

### Capacitors

Miniature Disc Ceramic

10pF		C4, 6 (NPO type)
18pF		C28, 30
47pF		C15
100pF	2	C5 (N150 types making C5, 200pF)
220pF		C24
330pF		C27, 29
470pF		C14, 16
10nF		C1, 3, 7, 8, 10, 12, 21, 31, 32

Miniature Polyester 5%

10nF		C19, 20
22nF		C18
100nF		C9
470nF		C2, 13, 26

### Capacitors

Miniature Disc Ceramic

10pF		C4, 6 (NPO type)
18pF		C28, 30
47pF		C15
100pF	2	C5 (N150 types making C5, 200pF)
220pF		C24
330pF		C27, 29
470pF		C14, 16
10nF		C1, 3, 7, 8, 10, 12, 21, 31, 32
Miniature Polyester 5%		
10nF		C19, 20
22nF		C18
100nF		C9
470nF		C2, 13, 26

Miniature Electrolytic (16V working)

1μF		C23
100μF		C11, 22 (C22 must be 35V if using a higher voltage p.s.u.)
330μF		C25
Rotary Trimmer Type		
65pF		C17

### Inductors

5μH	3	L1, 2 and T1 (Toko KANK3337 type)
-----	---	-----------------------------------

### Semiconductors

1N4148		D2
2N3819		Tr1
BB212	1	D1 (a and b)
CD4066	2	IC2, 4
LM317	1	IC5
NE612	2	IC1, 3
TDA2030H	1	IC6

### Miscellaneous


The filter FL1 is a CFJ455K5 type, and the resonator XL1 is a CSB455E, suitable connecting wire and cables, plus suitable plugs and sockets. Other constructional items will be needed to finish off the project.

An additional components list for the transmitter section of the transceiver, together with a combined miscellaneous list will appear in part two of the project.

### TINY TIM KIT

A complete kit including the p.c.b. and additional components for the Tiny Tim will be available from G3PCJ for £75 inc p&p. For further details contact Tim Walford G3PCJ, Upton Bridge Farm, Long Sutton, Langport, Somerset TA10 9NJ.

PW



Tim Walford G3PCJ is a busy designer, and the 'Tiny Tim' prototype (Centre) is shown with his 'Yeovil' and other items at the 1993 Yeovil QRP Convention.



## NOVEL KITS for CONSTRUCTORS by G3PCJ

**TINY TIM** - Simple 80m SSB TCVR - complete **£75**

**YEovil** - 20 and 80m SSB and CW - High specification

Manual **£5** RX only **£72** 10W pep TCVR **£130**

FET Linears and 160m DSB TCVR from **£35**.

Why not join **CONSTRUCTORS CLUB** to spread cost as you can afford

### WALFORD ELECTRONICS

Upton Bridge Farm, Long Sutton, Langport, Somerset TA10 9NJ

Tel: (0458) 241224



## SUREDATA

AMSTRAD REPAIRS AND SECOND USER SALES

Tel/Fax: 081-902 5218  
Second User HOTLINE  
0831 616519 (after hours)

**COMPUTING IN RADIO** - The excellent booklet published with PW in May made mention of getting started in Packet Radio. I have at the moment some IBM and PC Clone systems starting from as little as £125 which are ideal for computing and Amateur Radio use. Call me and hear what I have in stock. **REPAIRS AND UPGRADES** - Phone for a diagnosis and estimate for repair or ask about upgrading your PCW drives to 3.5" 73s John G3TLU

UNIT 5, STANLEY HOUSE, STANLEY AVENUE, WEMBLEY, MIDDX HA0 4JB

## J. BIRKETT

### SUPPLIERS OF ELECTRONIC COMPONENTS

**AIR SPACED VARIABLE CAPACITORS** with Double Bearing 1/2" Spindle each end 75pf @ £4.95, 100pf @ £4.95, 365+365+365pf @ £4.95.

**DUAL GATE MOS FET** BF981 @ 35p, 4 for £1.20, MEM616 Like 40673 @ 80p each. 12 to 1 GOOD QUALITY SLOW MOTION DRIVE @ £2.95, 1/2" Flexible Couplers @ £1.30 each.

**SURPLUS DIE CAST BOXES** Approx. sizes 92 x 38 x 26 @ £1.30, 120 x 93 x 27 @ £1.95, 120 x 94 x 52 @ £2.50.

**SMALL SIGNAL HF PIN DIODES** Untested 50 for 80p VHF Pin 5 for 75p, UHF type 5 for 80p.

**NUT FIXING FEED THRU's** 500w.w., 100pf, 500pf, 1000pf, 4700pf all at 65p each.

**FOIL TRIMMERS** 10pf, 22pf, 40pf, @ 20p each, 60pf, 100pf @ 25p.

**EX-EQUIPMENT VALVES** EF91 @ 5 for £1.50, 12AT7 @ 50p, 5Z4G @ £1.30, 2E26 @ £1.00, 12E1 @ £1.50, 5B255M @ £1.00, 5B254M @ £1.50, 6080 @ £1.30, 3B28 @ £1.50, 6AS7G @ £1.30, 2E26 @ £1.00, GZ33 @ £1.30, EF37 @ 50p, EF39 @ £1.00, EF50 @ 50p.

**OSCILLOSCOPE GENERAL PURPOSE** 5 to 10MHz 240 volt AC Callers only @ £25.

**EX-EQUIPMENT 3" ROUND METER** 50uA @ £3.

**240 VOLT AC FANS** Ex-equipment @ £6.75 pair (P&P) £2.

**240 VOLT AC INPUT BURGALAR ALARM UNIT** with 12 volt 5 amp Transformer, 6.3 volt 1.5 amp Transformer, 6 volt Relay in nice metal case @ £6.50 (P&P) £4.

**MULLARD TRANSISTORS** OC171 @ 95p, 4 for £3.40, AF212 @ £1, GM0378A @ 50p, AF239 @ £1.00.

**R.F. POWER TRANSISTORS** PT9788 2 to 30MHz 20 watt SSB @ £12.95 pair, BLY197 @ £3, BFR64 @ £4.

**VARTA DEACS** 1.2 volt stack of five (6 volt) 2500K @ 75p.

**R.F. POWER TRANSISTORS** PT31991 No details @ £2.95.

ACCESS and BARCLAY CARDS accepted. P&P 60p under £5. Over Free. Unless otherwise stated.

**C.M. HOWES KITS.** Available by post and for callers.



25 The Strait  
Lincoln, LN2 1JF  
Tel: 520767

Partners J.H. Birkett  
J.L. Birkett

# Reg Ward & Co Ltd.

1 Western Parade, West Street, Axminster, Devon, EX13 5NY.

Telephone: Axminster (0297) 34918

(Largest Amateur Radio Shop in the South West)

One Stop for Yaesu · Icom · Kenwood



## Kenwood TS-50

The world's  
smallest  
HF transceiver



## HF TRANSCEIVERS

### YAESU

FT890 Compact TXCR .....

TS450 HF .....

TS690 HF+6M .....

### ICOM

NEW IC728/IC729

IC728 HF .....

IC729 HF+6M .....

### Accessories

PS55 PSU .....

SP7 Speaker .....

AT150 Auto ATU .....

SM8 Desk Mic .....

IC765 HF Base Station .....

### KENWOOD

TS450/690

TS450 HF .....

TS690 HF+6M .....

### Accessories

PS31 PSU (SSB only) .....

PS53 PSU (Full Duty Cycle) .....

SP23 Ext. Speaker .....

AT450 Int. Auto ATU .....

Kenwood TS850

PS52 PSU (Full Duty) .....

SP31 Ext. Speaker .....

AT850 in Auto ATU .....

MC60A Desk Mic .....



FT890



FT990



IC728



TS450



TS850

## VHF/UHF MOBILES

Yaesu FT212RH 2m, 45 watt .....

Yaesu FT2400RH New 2m, 50 watt .....

Yaesu FT5200R 2m/70cm, Full Cross Band .....



FT5200R



IC3230H

ICOM IC229E/H 2m, 25 watt .....

IC229H 50 watt .....

ICOM IC3230H 2m/70cm FM, 45/35 Watt .....

ICOM IC2410E/H 2/70cm FM, Dual Watch .....



TM241E

Kenwood

TM241E 2m, 50 Watt .....

TM702 2/70cm, 25w .....

## HANDHELDS

TM732 2/70cm .....

Yaesu FT415 2m HH inc. battery pack charger .....

(FT 815 70cm) .....

Coming Soon

Yaesu FT530 New 2m/70 Dualband Handy

Yaesu Accessories

EDC5 DC adapt Noise filter .....

EDC6 DC lead 26/76/415/815 .....

MH12A2B Speaker Mic .....

MH18A2B Mini speaker Mic .....

C50/51/52 (FT415/815) Carry Cases .....

NC42 Desk top charger .....

ICOM ICW2 The 2/70 Dualbander .....

Icom IC25RE 2m + Wideband RX .....

### ICOM Accessories

CP13 Cigar Lighter Cable .....

HM65 Speaker Mic .....

HS60 Headset/Voxer PTT .....

OPC288 DC lead .....

LC71/72/73 W2/SRE Carry Cases .....

Kenwood TH28 2m Handy .....

(TH28 70cm)

Kenwood TH78 Dual band Handy .....

### Kenwood Accessories

AG2W DC lead .....

SMC32 Speaker mic .....

SMC33 Speaker mic multijunction .....

HMC2 Headset/Boom Mic .....



# My QRP DXpedition to

*Monaco*

*Peter Barville G3XJS had an idea "Why not nip along to Monaco and put 3A on the QRP map?". However, at 5am when the alarm clock was ringing loudly in his ear, he thought the trip seemed less attractive. But, he went, and here's what happened.....*

**Parked alongside the harbour in Monaco. Peter Barville G3XJS, was grateful for the shade offered by the tree when he was operating as 3A/G3XJS/M from the Principality.**



I was on holiday with my family in the south of France, just outside Frejus when the idea came. I would have an ideal opportunity to activate Monaco. It's one of the few European countries from which (as far as I know) there had never been any h.f. QRP c.w. activity.

At first, it all looked too easy. Monaco was, after all, only about 100km from our holiday site. And I would have the h.f. mobile equipment with me.

It seemed sensible to make a few enquiries to minimise possible problems. So, I wrote to Claude (3A2LF) for any tips he might have. I also spoke to the operators of 3A/G0FUN/M who had been to Monaco twice previously.

I soon realized that there would be many problems, and that they could make my proposed operation impossible. This view was supported by John (3A2LU), to whom I was lucky enough to talk at length on 144MHz f.m. whilst he was visiting Britain.

## Small Principality

Monaco is small (in English terms 8 square miles). It's a densely populated Principality, with no spare space whatsoever.

The Principality is dominated by high mountains to the north. These rise steeply from the shore line, enclosing the whole area.

No antennas may be put up at any location for portable operation. So, it's not possible (or indeed legal) to operate a portable amateur radio station from Monaco.

The only way to activate 3A is to operate mobile (unless you use a local station's site!). But there are some parking spaces beside the harbour, and from which mobile operation is permitted.

However, several million tourists visit the Principality each year, and parking spaces are very much in demand. As we would be going during August, parking couldn't be guaranteed, unless we arrived at the crack of dawn!

## Very Hot

Monaco is very crowded in August, and very hot indeed. So much so, many

residents choose to spend August elsewhere. Both Claude and John would be away for that very reason.

Claude suggested I would be able to cool off in the harbour swimming pool. For this and security reasons, ideally I would need at least one other member of the family with me.

So, how could I ask the family to devote one day of our holiday to amateur radio, and get up very early? I was also hoping somebody might like to join me on the venture!

## Floating The Idea

So, I began floating the idea of 'a day trip to Monaco'. There was much discussion, particularly concerning the fact that it would involve getting up at 5am! And, to my surprise, agreement was reached that we would all go later that week.

I now had a few days to provide as much warning as I could for those operators I knew would be keen to work 3A 2-way QRP. Luckily, with some pre-arranged skeds, I was able to warn friends I was to be in Monaco on the following Friday.

I suggested the start time would be about 0500z (0700 local French time, 0600 in Britain) so we could park the car and make use of the coolest part of the day. The heat was likely to be a limiting factor to the amount of time I could operate.

Fortunately, the timing of my s.s.b. sked enabled Bren G4DYO to put some advance publicity in the *DX Newsheet*. The QRP gang also did their best to alert others. From now on it was down to me and the alarm clock!

## Into Monaco

The route into Monaco from the coastal motorway takes you via a 1.5km tunnel through the mountains. Nothing can prepare you for the experience of emerging into the wonderful spectacle and atmosphere which is Monaco.

Perhaps the fact that we arrived before 7am, and that the town was still largely asleep, contributed to the magic. It was too early for tourists, but there were men with high pressure hoses washing down the roads and pavements. We were to learn how spotlessly clean Monaco is maintained, and I was soon to learn how powerful the hoses were!

We asked one of the men the way to the harbour, and although he gave us suitable directions, he was obviously somewhat bemused at being approached by tourists at that time of day!

Sure enough, we discovered the parking spaces next to the harbour I had been told



## My QRP DXpedition to

# Monaco,

**During the G3XJS Monaco QRP DXpedition, the cramped operating conditions in the hot and humid car weren't helped by the inquisitive visitors and high pressure hosepipes!**



about. But to my dismay, there was a very large building just across the road.

Not only would the QRP r.f. have to contend with the mountain barrier, but also the large man-made barrier. And how much QRN would be generated from within the building?

Well, there was nothing for it but to screw on the 7MHz whip, set up the rig and try a call. A quick check of 7.030MHz to find a clear frequency, and then at 0507z, a brief "CQ QRP de 3A/G3XJS/M QRP".

### First Contact

To my utter delight, Bob G4JFN QRP came straight back. We exchanged RST 549, for what may well have been the first two-way QRP QSO between the UK and Monaco.

Many other QRPers were waiting on frequency. I was delighted to have a steady supply of callers from all around Europe, there were so many I missed breakfast!

My family soon went off to explore a still delightfully peaceful Monaco. Meanwhile, I was discovering how difficult it can be working a c.w. mini pile-up while sitting in a cramped car.

There were other problems too. An American gentleman stuck his head through the open window to ask (in mid pile-up) what sort of radio I was using, and to say that I looked like a "mobile radio station"!

A lorry carefully but noisily manoeuvred in front of me to the edge of the harbour wall to pick up a waiting skip. The heat and humidity was far too great to close the car windows against the noise and diesel fumes it was creating.

However, I had to hurriedly close the windows when one of the high pressure hose operators appeared from nowhere to clean the road. The water may have been refreshing in smaller quantities, and lower velocity, but it did nothing for my operating technique at that instant!

The parking spaces quickly filled, leaving barely enough room between cars to open the doors. An Italian family parked next to me, spent a considerable amount of time standing by my

open windows discussing, in a very loud and animated fashion, the contents of their picnic lunch.

### Family Exploration

My family returned from their exploration, and we enjoyed our picnic lunch. But by then, I had completed many QRP QSOs on 7, 10 and 14MHz. I had already remained active for longer than anticipated, thanks largely to some shade offered by the small tree next to me.

My family were enjoying their visit immensely, and were keen to offer me the chance to have a look round. While my wife and daughter stayed with the car, my son took me on a guided tour of some of the wonderful sights they had discovered.

Before leaving Monaco, the others chose to cool off in the harbour swimming pool. By now, the heat was affecting the rig, and (strange as it may seem) I couldn't wind the power down to QRP levels, but had to use slightly higher power.

By then though, I think I had satisfied most of the stations looking for two-way QRP QSOs. I felt the trip had been more successful than I could have hoped for.

### Voted The Best

What really pleased me, was that the Monaco trip was voted as the best day of the holiday by the whole family. It's a fabulous place to visit, and the local people are very welcoming.

My efforts in acquainting myself with local licensing conditions, and informing one or two of the locals, paid dividends. Without the help from Claude and John, my mini DXpedition would not have been successful, and my thanks go to them. For anybody contemplating a similar venture, the moral of this story is obvious.

The rig recovered once it was allowed to cool down. However, I suffered a little the following day due to dehydration. Perhaps the man with the hose was only trying to be helpful, and I should have made better use of the water coming my way!

PW





# Twelve Months To Pay At ZERO INTEREST



## The new TS-505 from Kenwood DEPOSIT £199.95 & 12 payments of £66.67

NEW Icom IC-737 Superb HF all band transceiver, general coverage receiver, built in Auto ATU. 12V

**Deposit £475.00 & 12 payments of £85.00**

Icom IC-728 HF all band transceiver, general coverage receiver. 12V

**Deposit £195.00 & 12 payments of £66.66**

Kenwood TS-850S HF all band trans. General coverage receiver. 12V.

**Without Auto ATU, Deposit £510.00 & 12 payments of £95.00**

**With Auto ATU, Deposit £540.00 & 12 payments of £105.00**

Kenwood TS-450S HF all band trans. General coverage receiver. 12V.

**Without Auto ATU, Deposit £449.00 & 12 payments of £75.00**

**With Auto ATU, Deposit £480.00 & 12 payments of £85.00**

Yaesu FT-890 HF all mode trans. General coverage receiver. 12V.

**Without Auto ATU, Deposit £375.00 & 12 payments of £85.00**

**With Auto ATU, Deposit £495.00 & 12 payments of £90.00**

NEW Alinco DJ-580SP Dual-band handheld, extended receive and including CTCSS. Supplied with nicad pack, aerial and charger.

**Deposit £50.00 & 6 payments of £66.66**

Kenwood TH-78E Dual-band handheld with extended receive. Supplied with charger, nicad pack and aerial.

**Deposit £69.95 & 6 payments of £66.66**

Icom IC-W21E Dual-band handheld supplied with charger, nicad pack and aerial.

**Deposit £50.00 & 6 payments of £66.66**

Kenwood TM-732E Dual-band mobile transceiver with remote head facility.

**Deposit £69.95 & 12 payments of £50.00**

Kenwood TM-241E 2m 50w mobile transceiver.

**Deposit £50.00 & 6 payments of £53.33**

Yaesu FT-690R 2.5w 6m multimode transceiver.

**Deposit £72.00 & 12 payments of £39.00**

Yaesu FT-290 2.5w 2m multimode

**Deposit £70.00 & 12 payments of £40.00**

Yupiteru MVT-7100 handheld all mode all band scanner. Supplied with aerial, charger & nicads

**Deposit £49.00 & 6 payments of £66.67**

The items listed above are examples but we can offer interest free credit on most of our product lines, please ring for prices.

## SECONDHAND EQUIPMENT

**Sony SW-55** portable shortwave receiver

(stereo on FM) Demo model.....**£199.00 (7.00)**

**Kenwood TH-205E** 2m handheld c/w nicad pack, charger and speaker mic. ....**£205.00 (5.00)**

**Trio TS-140S** HF transceiver, general coverage receive .....**£695.00 (12.00)**

**Trio TH21E** 2m handheld transceiver c/w high capacity nicad pack and charger .....**£139.00 (5.00)**

**YAESU FTV-901** 2m transverter. Matching transverter for the FT-101ZD or FT-902DM.....**£199.00 (10.00)**

**Netset PRO-44** handheld scanning receiver. (Demo model).....**£139.00 (5.00)**

**Sony ICF-2001D** portable shortwave receiver with VHF airband. ....**£179.00 (10.00)**

**BNOS 12/6** 6 amp power supply with current meter. Crowbar and over voltage protection.....**£49.00 (10.00)**

**TR-751E** 2m multimode in excellent condition. ....**£530.00 (10.00)**

**Kenwood TS-440S** HF transceiver with CW filter. **£790.00 (12.00)**

**Kenwood R-5000** Top of the range HF receiver.

This radio is in superb condition.

A saving over new of over £200.00!!.....**£750.00 (12.00)**

**AOR-3000A** Base/mobile scanning receiver with RS-232 interface. Covers 100Khz-2036MHz all modes!.....

**£765.00 (10.00)**

**Kenwood TR-751E** 2m 25w multimode.

A saving of over £200.00.....**£515.00 (10.00)**

**Kenwood TS-950SD.** This is top of the range in HF transceivers. Fitted with auto ATU, digital processing unit, built in PSU. This is in excellent condition. A superb radio at a bargain price. ....**£2300.00 (Free)**

**Alinco ALR-206E** 25w 2m mobile transceiver with DTMF .....**£190.00 (Free)**

**Icom IC-735** HF transceiver, general coverage receive, with matching PS-15 power supply .....**£895.00 (15.00)**

**Drae** 24 amp power supply .....**£115.00 (10.00)**

**Alinco DJ-F1E** 2m handheld transceiver c/w nicad pack aerial and charger. (Demo model) .....**£189.00 (5.00)**

**Icom IC-290E** 10w 2m multimode transceiver in good condition.....**£299.00 (10.00)**

## SPECIAL BARGAINS

**SGC-230 Auto Antenna Tuners** works with any type of HF transceiver, will tune long wire or whip antenna, weatherproof .....**£399.00 (10.00)**

**Alinco DJ-X1D** handheld scanner. This unit has a slight scratch on the display .....**£249.95 (5.00)**

**Icom IC-R1** handheld scanner, this unit has all its accessories, but its box has been stolen.....**£355.00 (5.00)**

\* \* \* \* \*

The latest from **SONY**, the **MZ-1** portable recordable mini CD. You can record up to 74 minutes on one disc!

**NORMALLY £499.00**, we have one available with a marked case at **ONLY £399.00!!!**

## AUTHORISED AGENTS FOR KENWOOD, ICOM, YAESU & ALINCO. FULL SERVICE FACILITIES AVAILABLE

SPEND UP TO £1,200 INSTANTLY WITH A PHOTO ACOUSTICS LTD. CREDIT CHARGE CARD


PART EXCHANGE WELCOME, ASK FOR KERRY G6IZF OR ANDY G4YOW

RETAIL SHOWROOM OPEN MONDAY - FRIDAY 9.30 - 5.30, Saturday 9.30 - 4.30

Goods normally despatched within 24 hours. Please allow 7 banking days for cheque clearance. Prices correct at time of going to press - E&OE







GW3COT.93

Unfortunately, the vast majority of amateur radio stations use excessive power unnecessarily.....!

# THE WORLD OF QRP

Leighton Smart GW0LBI is a keen QRP operator and regularly contributes to the PW 'HF Bands' column. Leighton's advice compliments that of Frank G3YCC's in 'The Challenge Of QRP', and he's determined to try to encourage you to have a go too!

The casual listener to the amateur bands today will undoubtedly be enthralled when they hear Australia, North and South America, Japan and so on. But, most of these stations will be running powers of anything between 100 and 1500W. So, as far as the amateur operator or s.w.l. is concerned, it's not really surprising that such stations can be heard thousands of miles from their source.

It is however, more than just possible to work stations around the world using much lower power levels. Unfortunately, the vast majority of amateur stations use excessive power unnecessarily.

The high power leads to high levels of QRM on the bands. Because of this, there's more difficulty in hearing or working that elusive DX.

Many newly licensed amateurs seem to think that you need towers, beams and huge amounts of r.f. to work DX. But how wrong that assumption is!

Frank Lee G3YYC in his article shows has shown you the figures for power and the received S-reports. So, why not use the minimum power that's needed to maintain reliable radio communication? That, it seems, is the thousand dollar question. This leads us to the subject of QRP!

## Official Limit

The 'official' international QRP limit has been set at 5W and less for c.w., and 10W for s.s.b. As Frank G3YCC says in 'The Challenge Of QRP' (and surprising as it may seem) **it is** possible to work great distances using powers within these limits.

Long distances are not only possible, but they can also be done regularly. Contacts over thousands of miles are made every day by stealthy QRP operators, including me!

When operating on the lower h.f. bands, I

usually run 10W p.e.p. on s.s.b. I find this quite adequate to work in and around the British Isles. So, to increase my output would serve no purpose, on c.w., I can use even lower power to maximum effect.

Among the stations worked from my station using QRP power levels are: W8ELL on 21MHz using 500mW and a dipole antenna, 5H1HK on 18MHz (s.s.b.) using 5W and a dipole, and TA2AU/P on 28MHz (s.s.b.) with 1W. So why don't **YOU** try turning down the power now and then?

There's no need to try 5W straight away. Start with 30W or so, and gradually reduce the transmitter output until you reach the QRP level.

You never know, you may be pleasantly surprised at what you can achieve using just a handful of watts! And remember, whichever mode you use, it's your operating skill and expertise that make you a good DXer, not your power output. Power is no substitute for skill.

## Totally Bored

I became interested in low power after working 100 countries on high power, and then becoming totally bored with the ease of working DX in this manner. There seemed to be no challenge in working DX or new countries by using power levels of around 100W.

However, on 5W and less, the feeling of achievement is immense. It has to be experienced to be believed.

My intention in writing this article was to introduce PW readers to QRP operation through my experiences, and to encourage you to try QRP for yourselves. So give low power communication a try, remember that even Europe is DX if you are QRP. I think that you may be surprised by the potential of low power operating.

PW



**HAYDON COMMUNICATIONS – LONDON**ORDER YOURS NOW  
FREE POSTAGE**THIS MONTH ONLY – FREE DELIVERY ON KENWOOD****SHORTWAVE CORNER**

**Sony 2001D**  
0.15–30MHz USB/LSB/CW/AM+FM  
broadcast  
Limited stock left. Full Sony range  
available. @ competitive prices.

**£259**

**Sangean ATS 803A S.W. Port (incl. SSB)**

**£109** **SPECIAL OFFER**

**Yaesu FRG-100**  
You've read the  
Review now order one

**£559**

**LIMITED OFFER**  
**DRAKE R-8E** The  
ultimate recvr  
from the USA

**£989**

**FREE DEL**

**ICOM R-9000**  
It can't be beaten  
0.1 → 2GHz all  
mode £4,995 one  
only as new

**£3,195**

**Just some of our 2nd hand!**  
R-7000.....as new £729  
R-72.....as new £599  
FT736R.....2m/7cms/6m £1,249  
FRG 8800.....as new £499  
TS-850S.....as new £1,399

**PHONE FOR MORE INFO!**  
"2nd HAND BOUGHT FOR CASH"

**KENWOOD BETTER BY DESIGN**

**TS-50S** "BIG TECHNOLOGY"  
"SMALL RADIO"  
0.1 → 30 MHz Rx  
COLOUR CATALOGUE

**UNDER A £1,000** **£PHONE**

**AT.50** Matching auto ATU  
(will suit any Rig)  
**A BARGAIN @ £299**

**KENWOOD TM-732**  
2M/70cms Mobile + Wide Band Rx,  
Airband etc

**HANDY TCVRs**  
TH-78 2m/70cms  
TH-48 70cms Tx/2m Rx  
TX Ideal for novice  
TH-28 2m TX/70cms Rx

**£PHONE**

**ALINCO BARGAINS**

**DJ-580E**  
2m/70cms  
+ wide band RX  
NEW  
EXTRA NICAD  
FREE!!

**£429**

**DJ-180E**  
2m TX + Ext Rx

**£309** **NEW** **£189**

**SCANNER CORNER**

**MVT-7100**  
0.1–1650 MHz  
all mode  
incl SSB

**£419**

**AR-1500EX**  
0.1–1650 MHz  
all mode  
incl SSB

**£315**

**HP-2000E**  
0.1–1300MHz.  
incl nicads/chgr

**£269**

**MVT-7000**  
0.1–1300MHz

**£339**

**AR-3000A** HIGH PERFORMANCE  
RCVR 0.1–2.03 GHz ALL MODE!

**£949** **£849** **WHILST STOCKS LAST**

**MS-1000A**  
Mobile/Desktop 0.1–1300MHz  
incl P.S.U.

**£279**

**ICOM R1 2 ONLY**  
0.1–1300  
MHz

**£325**

**IMPROVE YOUR SCANNING WITH ONE OF THESE**

**JIM-75**  
Wideband pre  
amp 25–1300MHz  
Supp. with battery

**£79.95**

**OPT-2300**  
Scanner companion  
sniff out anything 1–  
2.3Hz

**£159.95**

**DON'T FORGET THE NEW SCAN DIRECTORY**

Open:–  
Mon-Sat 10-6pm

24 hour salesline 0850 586313 ★ Mail Order: Same Day Despatch ★ Sales/service:– (Phone/Fax) – **081-951 5782**

**132 High Street, Edgware, London HA8 7EL**

Close to Edgware underground station (Northern Line). Close to M1, M25, A406. ★ **FREE PARKING** ★

**WHEN IT'S DOWN TO  
HIGH PERFORMANCE****S.A.S.****THERE IS SIMPLY NO  
OTHER CHOICE!****FROM 80M MONOBAND BEAMS TO 13CM LOOPS – WE OFFER THE CHOICE****cushcraft**

A4S	.....20-15-10m 4el Beam
A3S	.....20-15-10m 3el Beam
A3WS	.....17-12 3el Beam
R7	.....40-10m 1/4w Vertical
R5	.....20-10m 1/4w Vertical
AP8	.....80-10m 1/4w Vertical
A50-5	.....6m 5 Element Beam
17B2	.....2m 17el Boomer
13B2	.....2m 13el Boomer
124WB	.....2m 4el Boomer
ARX2B	.....2m Co-linear
ARX450	.....70cm Co-linear
AR270	.....2m/70cm Vertical
A430-11	.....70cm 11el Beam
LAC1	.....Lightning Arrester

**hy-gain**

TH7DX	.....20-15-10m 7el Beam
TH5DX	.....20-15-10m 5el Beam
EXP14	.....20-15-10m 4el Beam
TH3JR	.....20-15-10m 3el Beam
TH2mk2	.....20-15-10m 2el Beam
DX66	.....80-10m Vertical
14AVQ	.....40-10m Vertical
88DX	.....6m 6el Beam
64DX	.....6m 4el Beam

**ROTATORS**

T2X	.....Tailtwister Rotator
HamIV	.....The "classic" Rotator
CD45	.....Medium duty Rotator

**MIRAGE/KLM**

KT34XA	.....20-15-10m 6el Beam
KT34A	.....20-15-10m 4el Beam
6M7	.....6m 7el Beam
6M5	.....6m 5el Beam
2M16LBX	.....2m 16el Beam
2M13LBA	.....2m 13el Beam
2M22C	.....2m 11XY Oscar
2M14C	.....2m 7XY Oscar
432-30	.....70cm 30el Beam
435-40X	.....70cm 20XY Oscar
435-18C	.....70cm 9XY Oscar
440-6	.....70cm 6el Beam
JV-6	.....6m 5dB Vertical

**VHF/UHF**  
pre-amps also available**M<sup>2</sup> ENTERPRISES**

6M7	.....6m 7el Beam
6M5	.....6m 5el Beam
2M18XXX	.....2m 18el Beam
2M5WL	.....2m 17el Beam
2M12	.....2m 12el Beam
EB144	.....2m Eggbeater
432-13WL	.....70cm 39el Beam
432-9WL	.....70cm 28el Beam
EB432	.....70cm Eggbeater
23QM35	.....23cm 35el Beam
2M2P	.....2m 2w Power Divider
2M4P	.....2m 4w Power Divider
70CM2P	.....70cm 2w P. Divider
70CM4P	.....70cm 4w P. Divider
23CM4P	.....23cm 4w P. Divider

**GEM QUAD**

GQ-2-3	.....20-15-10m 2el Quad
GQ-3-3	.....20-15-10m 3el Quad
GQ-4-3	.....20-15-10m 4el Quad

17 & 12m Add-on kits  
also available.15-12-10m "MINI QUAD"  
available soon**MIRAGE AMPLIFIERS**

A1015G	.....5m 10-150w g/f rx
B23G	.....2m 2-30w g/f rx
B215G	.....2m 2-150w g/f rx
B108G	.....2m 10-80w g/f rx
B1016G	.....2m 10-160w g/f rx
B2516G	.....2m 25-160w g/f rx
D15N	.....70cm 2-20w
D26N	.....70cm 2-60w
D1010N	.....70cm 10-100w
D3010N	.....70cm 30-100w

**HEIL SOUND**

HM-10	.....Boom/Desk microphone
BM-10	.....Lightweight headset
HC4/5	.....Microphone insert

**"THE ULTIMATE IN SSB  
SPEECH ARTICULATION"**Please ask for details of the full  
range of Heil Products**DOWN EAST  
MICROWAVE**LOOP YAGI AND  
TRANSVERTER KITS  
for 13 and 23cm  
and much more.

Please ask for full details.

THE ABOVE ARE SOME OF OUR MORE POPULAR LINES  
PLEASE SEND SAE FOR FULL DETAILS


TEL: 0691 670440

**SPECIALIST ANTENNA SYSTEMS LTD**  
TREFONEN, OSWESTRY, SHROPSHIRE SY10 9DJ

FAX: 0691 670282



# THE QUEENSBURY 7MHz TRANSCEIVER



The *PW* prototype 'Queensbury' transceiver as built by Clive Hardy G4SLU, using the Howes Communications 'Speriboard' system.

Steve Ortmyer G4RAW, has come up with a delightfully simple little transceiver for the 7MHz bands, and it's great fun to use!

"I have a four year old daughter and a demanding job so I like simple projects that I can get going easily". These remarks struck a chord with me as I sat in St Aidan's Church, at Rochdale, Lancashire during the October 1992 G-QRP Club's Mini Convention.

The Editor Rob Mannion G3XFD, was holding a *PW* feedback discussion. The remark about simple projects came from one of the eager participants.

I have three children, and my job as a Civil Engineer demands a lot of re-study. Brunel and Telford were lucky, as they didn't have to wrestle with the Unified European Code for reinforced concrete! So, I have had lots of therapeutic fun with the simple projects.

The 'Queensbury' 7MHz transceiver is a variable crystal oscillator rig. It takes some r.f. from the crystal oscillator of a simple transmitter, and mixes it with the signal to produce audio in the well tried direct conversion manner.

## UNIVERSAL TRANSMITTER

The transmitter, **Fig. 1**, is our old friend the 'Universal QRP Transmitter' from *Solid State Design for the Radio Amateur*. It's similar to the *PW* 'Challenger' transmitter, with the added switching transistor.

An r.f. feed is taken from the emitter of Tr1, and is mixed in an SBL1 double balanced mixer to produce audio. The audio is amplified by Tr4 and IC1, with the output fed to the headphone jack socket. Sidetone is provided by IC2.

I constructed the prototype on plain

perforated board. I prepared the board by drilling support holes in the four corners and bolting a solder tag to them. A 22s.w.g. tinned copper wire is then soldered around the perimeter to the tags and forms the earth busbar.

My method is to build a bit, and test it even with a simple project like this. I started with Tr1 up to T1, and checked for r.f. output with a diode probe and a meter. I didn't bother with the variable crystal oscillator capacitor C2 at this stage, adding it later.

Next, the transistor Tr3, and associated parts can be added and the output checked across a 50Ω dummy load. I managed 2W with a 12V supply, and 3W with a 13.8V supply. The switching transistor Tr2 can now be added and checked for 12V on its collector when the key lead is grounded.

The variable crystal oscillator capacitor can now be fitted. I got a 7kHz swing from 7.029 to 7.036MHz using the QRP calling frequency crystal of 7.030MHz.

The receiver can be built a bit at a time. Start with the audio i.c. by testing into some headphones. The usual test of a finger on the input should give a loud buzz in the 'phones. After adding the pre-amplifier transistor, Tr4, the buzz should be louder.

The mixer and input coil, T2, can now be added to complete the board. Adding the 12dB attenuator helped with noise and BC breakthrough.

The whole board can now be tested and hopefully all will be well. The changeover and switching wiring can now be added.



## ON THE AIR

My first try on the air had me in QSO with a DL from near Düsseldorf, who gave the little rig a 579 report. I have also had some QRP-QRP QSOs with G-QRP members, and have been pleased with its performance.

I soon learned to tweak C14 for weaker signals. But the variable capacitor, C2, required a little care to know where the rig was transmitting in relation to receive frequency. The best way is to ask a friend to answer your CQ. Then you will know where to place the variable crystal oscillator (VXO) in relation to an incoming signal.

These simple VXO rigs usually shift a small amount between receive and transmit. On the prototype it was down about 150Hz. Knowing this, by tuning the receiver on the high side of the received signal, with a very low c.w. note, I could be heard by the other station.

I hope you enjoy using the *PW* 'Queensbury' (named after the town near my home) as much as I did. Have fun - QRP (Queensbury) rules!

## BUILDING THE QUEENSBURY TRANSCEIVER

**Keen constructor Clive Hardy G4SLU built the *PW* prototype 'Queensbury' and tried out another construction method, using the Howes 'Speriboard' system.**

The prototype 'Queensbury' transceiver was built on plain perfboard. But when I was asked to build one, 'Speriboard', a new p.c.b. type product from Howes Communications immediately came to mind.

Speriboard is a single-sided p.c.b. system etched with lands, and it's very useful for the prototype builder. A review of Speriboard by Tex Swann G1TEX, appears in the December 1992 issue of *PW*. The boards measure 160 x 100mm.

## CONSTRUCTION TECHNIQUE

My construction technique follows the same philosophy as that of Steve Ortmayer G4RAW. Build a bit then try a bit!

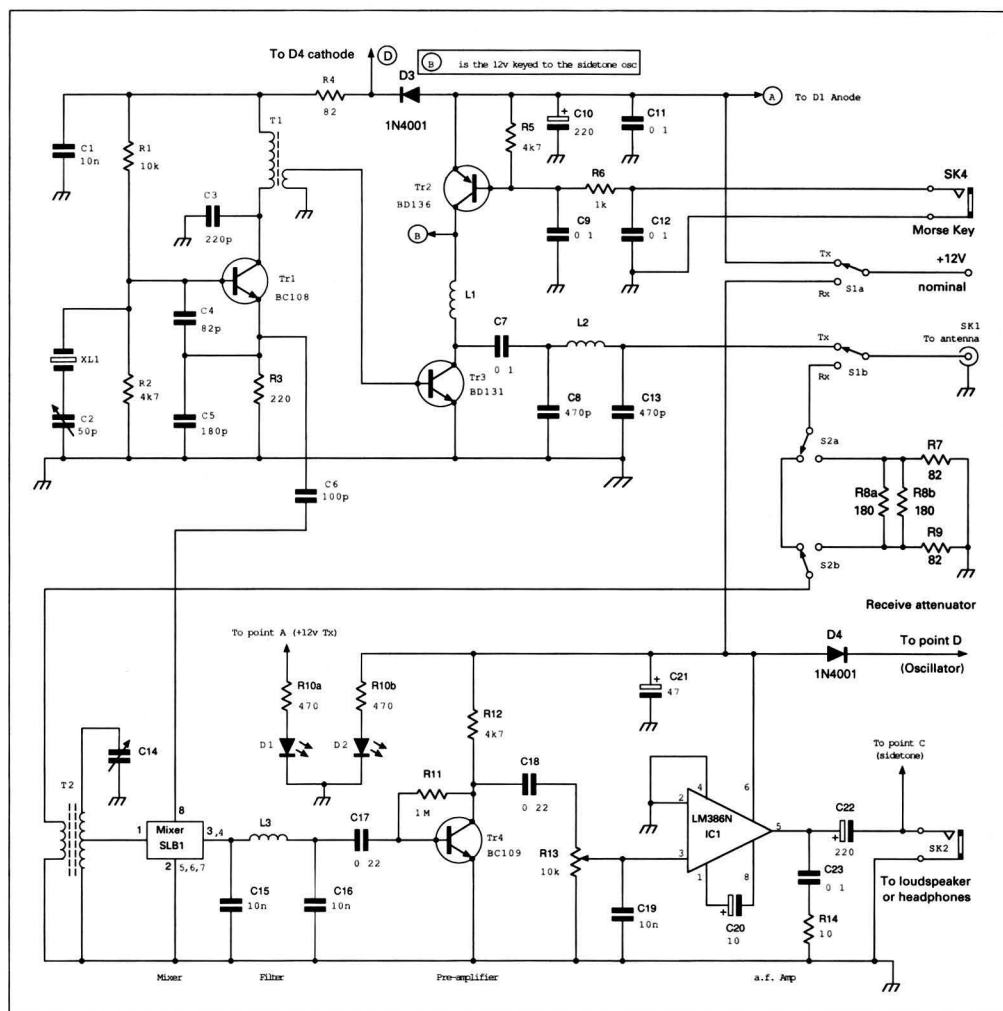
Mail order produced those components I couldn't find in the junk box. The layout of the circuit on the Speriboard was arrived at by using that high level design technique - trial and error.

The two 8 pin i.c.s are fitted back-to-back on one of the two i.c. areas of the board. I used a single 16 pin dual-in-line socket, as using a socket makes changing an i.c. a lot easier if faults occur.

The 50pF air spaced capacitor used in the crystal oscillator can be an expensive item to buy new. So I tried a miniature a.m. tuner capacitor, which has a 59pF section and costs just over £1 from the Maplin Electronics catalogue.

The crystal I used, swung from 7.029 to 7.032MHz. Different crystals cut for the same frequency may well swing more.

Practical Wireless, July 1993



**Fig. 1: The circuit diagram for the 'Queensbury' 7MHz c.w. transceiver.**

Next to be fitted was the p.a. and switching transistors. I didn't get nearly as much power out with the BD131 as Steve. So I exchanged it for a BFY51 and got about 1W out.

Further down the junk box I found a 2SC495 transistor which produced 4W into a 50Ω dummy load at 13.8V, and so was left in place. A 2SC495 equivalent is the BD139. Both the BD139 and BD131 transistors are TO126 types.

It's likely that numerous transistors are suitable for use in the p.a. Any transistor which produces a 1W or more is fine. The switching transistor used is a BD140, an equivalent to the BD136.

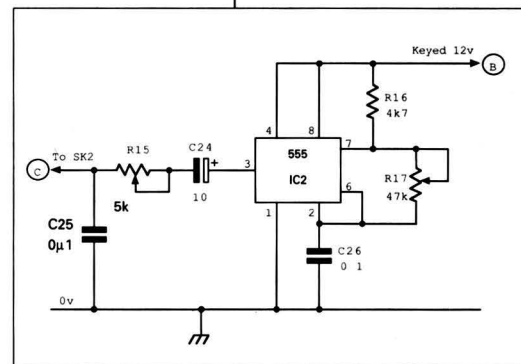
## THE RECEIVER

When building the receiver, the pin spacing of the SBL1 makes it difficult to solder it directly to the d.i.l. pads on the board. So, I made up a piggy-back board from a piece of scrap Veroboard and Veropins.

With an antenna connected and C2 adjusted, signals could be heard from all around Europe. My version suffered from a high pitched whistle from the loudspeaker. It was cured with the addition of a 0.1μF ceramic capacitor (shown as C25) across the audio output between and earth. The trimmer, C14, is adjusted for best results on receive before boxing up.

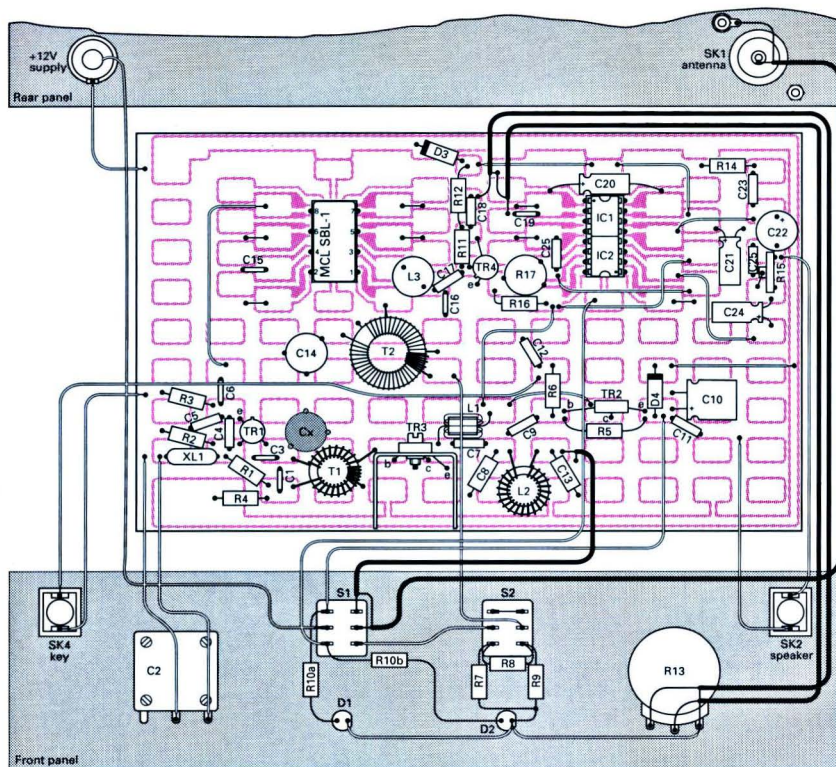
Fitting the board into the box was very simple using double-sided adhesive foam pads. Wiring up the various sockets was also straight forward.

When the rig was fixed in the box and all the sockets fitted the output power went right down.



**Fig. 2: The transceiver sidetone circuit.**





**Fig. 3: Layout design using Howes Communications 'Speriboard' universal p.c.b. system.**

I found that a 100pF trimmer capacitor (shown as Cx) across C2, in Fig.3 allowed the circuit to be brought into resonance, and so restore sufficient drive to Tr3. A further 22pF capacitor may have to be added as the 100pF trimmer was initially fully meshed at resonance.

Don't ask me what caused the problem! And although it might not happen to you, it's worth noting that in the original ARRL circuit a variable capacitor is used.

The whole project only took a couple of evenings to construct. There was much soldering and de-soldering whilst component positioning were decided. However, the Speriboard's lands stayed firmly attached to the board, despite the abuse to which it was subjected.


### ON THE AIR

I went on the air, and managed a quick local contact to check that the rig was performing correctly. Then I rushed it over to Rob Mannion G3XFD who was itching to have a play with it!

In one afternoon, with over 2W going into the antenna, G3XFD obtained a 589 from DJ2OD and QSOs into several other European countries. He also worked Gus G8PG, the well known QRP operator. Both Rob and I think Steve has designed a nice little rig, which works well and should give hours of fun.

The total cost for my version, buying everything new and via mail order, worked out at about £43 including post and packing. Careful selection of supplier, bargain hunting at rallies, and a good junk box will reduce costs significantly!

**Fig. 4: The PW prototype built by G4SLU, awaiting application of panel transfers.**



## SHOPPING LIST

### Resistors

Carbon Film 0.5W 5%

10Ω	1	R14
82Ω	3	R4, 7, 9
90Ω	1	R8 (2x 180Ω in parallel)
220Ω	1	R3
470Ω	2	R10a, 10b
1kΩ	1	R6
4.7kΩ	4	R2, 5, 12, 16
10kΩ	1	R1
1MΩ	1	R11
Miniature Rotary (Panel mount)		
5kΩ	1	R15
10kΩ	1	R13
47kΩ	1	R17

### Capacitors

Miniature Disc Ceramic 10%

220pF	1	C3
470pF	2	C8, 13
10nF	4	C1, 15, 16, 19
0.1μF	7	C7, 9, 11, 12, 23, 25, 26
0.22μF	2	C17, 18

Miniature Polyester 5%

82pF	1	C4
100pF	1	C6
180pF	1	C5

Miniature Electrolytic 16V working (axial)

10μF	2	C20, 24
47μF	1	C21
220μF	2	C10, 22

Miniature Film Rotary

36pF		C14
------	--	-----

Miniature Panel mounted Rotary

50pF	1	C2 (see text by G4SLU)
------	---	------------------------

**Inductors** (e.c.w. = enamelled copper wire)

L1	8t (0.2mm e.c.w.) on a small ferrite bead
L2	40t (0.5mm e.c.w.) wound on a T68-2 toroidal core.
L3	1mH pre-wound inductor with a ferrite core
T1	Primary 18t (0.5mm e.c.w.) wound on a T50-2 toroidal core Secondary 3t (0.5mm e.c.w.) wound over the primary
T2	Primary 3t 0.5mm e.c.w.) wound over the secondary Secondary 40t (0.5mm e.c.w.) centre tapped wound on a T68-2 toroidal core

### Semiconductors

BC108	1	Tr1
BC109	1	Tr4
BD131	1	Tr3
BD136	1	Tr2
LM386	1	IC1
NE555	1	IC2
SLB1	1	Mixer (or any other similar diode mixer)

### Miscellaneous

Crystal 7.030MHz, and holder, knobs to suit the various controls, Speriboard SF04S, two l.e.d.s (colours to suit), interconnecting wire, a box for the project. Suitable socket for the various coaxial connection to suit (at this frequency and power, phono plugs/sockets are adequate).



# Basic QSOs In Spanish

This month Gareth Roberts GW4JXN, has enlisted the help of Ildefonso Sevilla EA7BWX to get you off in the right direction as he introduces Spanish in the 'Basic QSOs' series.

## Part 1

Regular readers will probably now be familiar with the aim and general purpose of this short series of articles. They're written to give radio amateurs the simple linguistic tools for a basic QSO in commonly-used world languages.

Many radio amateurs will have already come into contact with Spanish during their holidays. However, our aim is not to tell you how to order coffee on the Costa del Sol! We're aiming to give you enough Spanish to catch the DX and enjoy a QSO with a the Spanish speaking operator.

Spanish is a very important world language. The language is of course spoken not only in Spain (EA) but has been taken from there into the New World. To help identify Spanish-speaking countries, we've prepared **Table 1**.

Many of the Spanish-speaking countries in the table, are 'catches' in terms of DX. But remember, that Spanish is not the official language of Brazil, whose language is Portuguese.

### System Of Location

A look at the excellent RSGB *Amateur Radio Operating Manual*, will show that many countries have a system of location within their callsign. And in fact, mainland Spain itself is divided into nine areas, EA1-9.

Let's look at EA9, as an example. This call area is Southern Spain.

Generally, the lower the number the nearer the area is to us in Great Britain. The prefix EA1 is used in the North West and Basque area of Spain.

Contacts on 144MHz are possible from GW4JXN's QTH in North Wales under lift conditions. Locations in North and Central Spain are usually worked on 14MHz. Southern Spain can be worked on 21 and 28MHz - depending on propagation conditions.

### South American Systems

Most of the Southern and Central American countries have a basically similar system to that used in Spain, and have up to nine different call areas. Maps showing the different call areas can be found in the *Amateur Radio Operating Manual*. Most countries use numbers, although in Uruguay the first letter denotes the province.

Four of the countries - Guatemala, Honduras, Nicaragua and Venezuela permit third party traffic. But the licensed amateur in the UK is reminded that our licensing conditions permit only contact with other licensed operators, not third parties. Your contact in these countries would be committing no breach of his licence conditions. However, the UK based radio amateur speaking to third parties might bring themselves into conflict with the Radiocommunications Agency.

Table 1

CE	Chile	HK	Colombia	TI	Costa Rica
CM, CO	Cuba	HP	Panama	XE, XF	Mexico
CP	Bolivia	HR	Honduras	YN	Nicaragua
CX	Uruguay	KP4	Puerto Rico	YS	El Salvador
HC	Ecuador	LU	Argentinian	YV, 4M	Venezuela
HI	Dominican Republic	OA	Perth	ZP	Paraguay
		TG	Guatemala		

To help you identify towns in Spain, a detailed atlas with its full index of place names is recommended.

### Spanish And English

As you'll probably now realise, Spanish is a truly international language. Because of this, the Spanish-speaking radio operator has advantages over other amateurs.

The Spanish-speaking operator, provided he has suitable equipment, is almost assured of getting good contacts. Some of them will be from rare locations, and there are about 50 000 radio amateurs in Spanish-speaking America.

Therefore, unlike amateurs from many other countries, the Spanish-speaking operator does not feel the same pressure to learn English. Because of this, it's possible to find stations in mainland Spain coming back to you, who speak no English at all or only have one or two words, especially on v.h.f.

There are many Spaniards of course, who speak good English. And of course there are many others who have enough English for a QSO.

So, in fact there are many Spanish operators who will be in a similar position to the non-Spanish speaker, and they'll have practically no knowledge of the other person's language. This means that even a few words of Spanish from you will help, and perhaps that will encourage you to have a go!

### South And Central America

When working into South and Central America, a knowledge of Spanish can lead to some good DX. Although you might find you have to fight off stiff American competition for contacts!

Finally, don't forget that the Spanish of America differs from that of mainland Spain. The difference is similar to the way American English differs from British English.

With Spanish from South America, there are also differences in pronunciation. For example, the Castilian *li* (*Li*) becomes almost an English 'y'. And in the countries around the River Plate and part of Southern Spain, it becomes the 'si' as in the English word 'invasion'.

### Accurate Castillian

Although we have used the word Spanish until

now loosely, it would be more accurate to use the word Castillian instead. Castillian is the approved Spanish used for speaking to foreigners, and it's the standard Spanish forming the basis of the written language.

As in Britain, the geographical areas of Spain differ in dialects in their pronunciation. The letter *c* before *e* and *i* is pronounced as 'th' in thank in Castillian but as *s* in other dialects.

Spanish is more like French and Latin than German. This means that many of the technical words look very similar to English technical words, and are easy for us to remember - and to try out! Also, there's a great resemblance between the pronunciation of Spanish and the written form.

### Notebook Prompter

It's a good idea to start with your own notebook prompter. This can even be a prepared sheet with a very basic QSO, including a signal report, name, QTH and weather conditions.

Even five short phrases can be sufficient to help the Spanish-speaker in the QSO. If the QRM is bad, then you can try the bi-lingual speaking method suggested in the previous articles. This is the method where you speak Spanish, which is easier for your contact, and he uses English which is easier for you.

### Pronunciation Of Spanish

Pronunciation of Spanish is fairly straightforward. The five vowels - *a e i o u* (w) - are sharp vowels with no tendency to being drawled as in English.

The diphthongs are pronounced like two vowels together. Spanish consonants that need attention are *r* which is rolled, 'ch' which is pronounced as 'tsh' in church, 'll' as 'li', 'y' or 'zi' according to dialect, 'c & e' as 'th' or 's' according to dialect.

There's also 'b' and 'v' which are pronounced with the lips touching, 'g & e' together with 'g & i' which are pronounced as 'ch' in the Scots 'loch' and 'j' as 'ch'.

As noted in the previous articles, individuals speaking Spanish will differ as to the number of anglicisms which they will readily use or accept in their language. They will also vary in their use of amateur radio terms and Q codes.

Enjoy speaking your basic Spanish. Good luck and good DX!



# Basic QSOs In Spanish - Part 1

English

Spanish

Pronunciation

## Making a Call

CQ CQ general call. This is (own callsign) calling on 10, 15 20 metres and standing by.	CQ CQ Llamada general. Aquí (own callsign) que llama en 10, 15, 20 metros y queda atento.	Saycoo saycoo liamadha cheneral . Akee (own callsign) kay lliama en dee-ehz, keensay, vehinteh metros ee kuaydha atento.
(EA7 ... ) This is (G4XYZ) replying/this is (G4XYZ) calling you. This is British/English/Welsh/Scottish/Irish/Australian/American/Canadian/New Zealand/South African station. The Spanish speaking station this is ...	(EA7 .... ) Aquí (G4XYZ) retornando/aquí (G4XYZ) que le llama. Aquí la estación británica/inglesa/galesa/escocesa/irlandesa/australiana/americana/canadiense/neozelandesa/sudafricana. La estación de habla española aquí ...	(EA7 ... ) Akee (G4XYZ) raytornando/akee (G4XYZ) kay lay liama. Akee la estathion britanika/inglaysa/galaysa/escotthesa/irlandaysa/australeeana/amerikana/canadeeaynsay/ nayozaylandaysa/swdafreekana. La estathion day abla espaniola akee ...

## After Someone has Replied to Your Call

I heard more than one station replying. Go ahead (XYX). Try again (XYZ). Please wait. This is (own callsign). Good morning/afternoon/evening old man. Thank you for returning my call.  I think this is the first time we have worked each other. I think we have worked before. The name is ... I'll spell it for you phoenitically. I repeat.  The location is ... I'll spell it for you, in the county/state of ... in North/South/West/East England/Wales/Scotland/Ireland/Canada/USA etc.  The location is in the centre of ... on the island of ... In the small/big town/city of ... In the seaside town of ... About ... kilometres from ... The longitude and the latitude is ... degrees - minutes North/South, degrees - minutes East/West. The QTH locator is ...	Hay mas de una estacion que me llama. Adelante (XYZ). Por favor llame otra vez (XYZ) . Por favor espere. Aquí (own callsign) Buenos dias/buenas tardes/buenas noches estimado Colega. Gracias por responder a mi llamada.  Creo que es el primer contacto que tenemos. Creo que hemos tenido contacto anteriormente. El nombre del operador es ... Se lo voy a codificar. Se lo repito.  Mi ubicación es ... se lo codifico, en el Condado de/Estado de ... en el Norte/Sur/Oeste/Este de Inglaterra/Pais de Gales/Escocia/Irlanda/Canada/USA etc.  Mi ubicación es en el centro do ... de la Isla de ... En la pequeña/grande ciudad/Capital de ... En la ciudad/Costera de ... Cerca de ... kilometros de ... La longitud y la latitud es ... grados - minutos Norte/Sur, grados - minutos Este/Oeste. Mi localizador QTH es ...	Hay mas day oona estathion kay mee liama. Adaylante (XYZ). Por favor liamay otra veth (XYZ). Por favor ayspayray. Akee (own callsign). Booenos deetas/booenas tardays/ booenas notshes estimadho colayga. Grathias por responder amee liamadha. Crayo kay es el primer contacto kay tenaymos. Crayo kay haymos tenidho contacto anteriormente. El nombrray del operadhor es ... Say lo voy a kodifikar. Say lo raypieto.  Mee odbecathion es ... say lo kodiefiko, en el kontadho day/estadho day ... en el Nortay/Soor/Oeste/Este day Inglatayrra/Pays day Gales/Escothia/Irlanda/Canada/OOES AAh etc. Mee oobicathion es en el thentro do ... de la Isla day ... En la pekwaynia/granday kweewdhadh/Capital day ... En la kweewdhadh costayra day ... Therca day ... kilometros day ... La longitidh ee la la latitudh es ... gradhos - minwrtos Norte/ Swr, gradhos - minwrtos Estay/Oesstay. Mi lokalithadhor CuuTay He es ...
--	---	---




<p>You are five and nine in ...</p> <p>Your signal is variable, very weak, weak, strong, very strong, excellent.</p> <p>There is no interference. There is a lot of local interference.</p> <p>Your signals are fading.</p> <p>Your modulation is good/bad.</p> <p>I can understand you very easily.</p> <p>I can understand you only with great difficulty.</p>	<p>Su señal cinco-nueve en ...</p> <p>Su señal es variable, muy floja, floja, fuerte, muy fuerte, excelente.</p> <p>No tiene interferencia. Hay mucha interferencia local.</p> <p>Sus señales se pierden.</p> <p>Su modulación es buena/mal.</p> <p>Puedo comprenderle fácilmente.</p> <p>Solo puedo entenderle con gran dificultad.</p>	<p>Soo senial thinko nway vay en ...</p> <p>Soo senial es variabelay, moeee flocha, flocha, foortay, indicativo day llamahda.</p> <p>No tee-enay interferenthia. Hay mootsha interferenthia lokal.</p> <p>Soos seniales se pee-erden.</p> <p>Soos modoolathion es booenal/mala.</p> <p>Pooaydho comprenderlay fathilmente.</p> <p>Solo pooaydho entenderlay con gran difikwiltadh.</p>
<b>Asking for Information and Commands</b>		
<p>Please state your name/your location/your callsign.</p> <p>What is your country?</p> <p>Please spell your name/location/callsign phonetically.</p> <p>Please can you give me a report?</p> <p>Please repeat.</p> <p>Please speak more slowly.</p> <p>Do you have a lot of interference?</p> <p>Are my signals fading?</p> <p>Have we worked each other before - on this band/on another band.</p> <p>I'm sorry I do not understand you.</p> <p>I do not understand/speak Spanish very well.</p> <p>Please stand by.</p> <p>Please go again.</p> <p>Do you copy?</p> <p>How do you copy?</p> <p>Is this frequency free/occupied?</p> <p>This frequency is in use old man, I'm sorry.</p> <p>I have a sked.</p> <p>Can we change frequency? How about 10kHz up/down, if the frequency is free.</p> <p>How about S19?</p> <p>Can we go simplex?</p> <p>I shall see you on the ... repeater.</p> <p>Shall we try sideband?</p> <p>How about Morse?</p> <p>I'll give a report on the next over.</p>	<p>Por favor digame su nombre/su ubicación/su indicativo de llamada.</p> <p>¿Cual es su país?</p> <p>Por favor codifique su nombre/ubicación/indicativo de llamada.</p> <p>Por favor digame mis señales</p> <p>Por favor repita.</p> <p>Por favor hable mas despacio.</p> <p>¿Tiene mucha interferencia?</p> <p>¿Se pierden mis señales?</p> <p>Hemos hecho contacto anteriormente - en esta banda/u otras bandas.</p> <p>Lo siento, no le comprendo.</p> <p>No comprendo/hablo Español muy bien.</p> <p>Por favor esté atento.</p> <p>Por favor adelante de nuevo.</p> <p>¿Me copia?</p> <p>¿Como me copia?</p> <p>¿Esta la frecuencia libre/ocupada?</p> <p>Esta frecuencia está ocupada, lo siento.</p> <p>Tengo cita.</p> <p>¿Podemos cambiar de frecuencia? ¿Que le parece 10kHz arriba/abajo, si está libre?</p> <p>¿Que le parece S19.</p> <p>¿Podemos hacerlo en simplex?</p> <p>¿Le veré en el ... repetidor.</p> <p>¿Probamos en banda lateral?</p> <p>¿Que le parece en Morse?</p> <p>Le dare su reportaje al proximo cambio.</p>	<p>Por favor deegame soo nombre/soo oobikathion/soo indicativo day llamahda.</p> <p>Kwal es soo pies?</p> <p>Por favor kodeefeeekway soo nombre/oovikathion/indicativo day llamahda.</p> <p>Por favor deegame mes seniales</p> <p>Por favor raypeata.</p> <p>Por favor ablay mas despathio.</p> <p>Teanay mootsha interferenthia?</p> <p>Say playrden mis seniales?</p> <p>Aymos etsho contacto anteriormente - en esta banda/oootras bandas.</p> <p>Lo siento no lay comprendo.</p> <p>No comprendo/ablo espaniol moeee be-en.</p> <p>Por favor este atento.</p> <p>Por favor adaylantay day nwayvo.</p> <p>Me copia?</p> <p>Como me copia?</p> <p>Esta la frekwenithia libre /okwpahdo?</p> <p>Esta frekwenithia esta okopahdo, lo see-ent.</p> <p>Tengo theeta.</p> <p>Pohdaymos kambiar day frekwenithia? Kay lay paraythe dee enth kiloherts arreeva/abacho, see esta leebro?</p> <p>Kay lay parethay S dee ehthi nooshve?</p> <p>Pohdemos atherlo en simplex?</p> <p>Lay veray en el ... raypethdor.</p> <p>Probamos en banda lateral?</p> <p>Kay lay paraythe en Morse?</p> <p>Lay daray soo reportache al proximo cambio.</p>

## Basic QSOs In Spanish - Part 2 to follow



# THE CHALLENGE OF QRP

*Frank Lee G3YCC thinks that one of the saddest advertisements to be seen, is one saying all the station equipment is for sale as the licensee is going QRT. Frank believes this could be because they've missed the challenge and pleasure of QRP operating.*



**Author Frank G3YCC operating his QRP station.**  
Courtesy of F. Lee G3YCC.

There are often good reasons when it may be necessary for someone to go QRT. They may be going abroad or perhaps getting married for example!

However, it's often a case that the initial interest in amateur radio has gone. Or they may say "I haven't been on the bands much recently. I don't seem to have the time nowadays for radio".

Unfortunately, what they really mean to say is that they just don't feel the inspiration to go on the air, communicate, experiment or do practical work connected with the hobby. They have nothing to inspire them.

Much effort will have been involved in obtaining the licence, passing the c.w. test, setting up the station, installing antennas and masts, etc., often at considerable expense. By then the magic, the challenge of amateur radio has probably waned. This is a great pity.

## BUY EVERYTHING

Nowadays, you can go out and buy everything you need to set up an amateur station. Equipment, antennas, keyers, etc., with the only limitation being your credit limit.

Perhaps if we had to work at acquiring all we need, our attitudes would be different. That's why I believe in retaining the Morse test. It's a hurdle only hard work will surmount. If a thing is worth having, it's worth working for.

Obviously for some, to go out and buy the necessary equipment is the only way. There's nothing wrong in this, providing they really use it to the full.

Try adding up the cost of all your gear and dividing it by the number of QSOs in a year. Is the price per contact high?

Then again, one hears the more heartening news that 'old Fred has got back on the air after so many years being QRT'. More news comes that he's taken up with RTTY, or packet, satellites, home brewing and so on.

You hear that Fred never seems to be off the

air now, and he rushes home from work and dives straight into the shack. Can't wait to get on! The magic, the challenge has come back.

I'm not suggesting for one moment that the QRP challenge is for everyone. There are so many facets of amateur radio that you can enjoy whether it be data transmission, using home made gear, experimenting with antennas, or portable operation....the list is almost endless.

What I **am saying**, is that for myself and many others, the challenge that keep us going, is the fascination of operating at low power levels, or QRP. This fact is self evident, in the growth of the G-QRP Club.

## THE G-QRP CLUB

Started by the Rev. George Dobbs G3RJV, **Fig.1**, (well known to *PW* readers as a regular contributor) over ten years ago, the G-QRP Club membership has risen to over 6000. Membership is still rising.

No-one, especially George, expected the interest to be so profound and popular! Apart from the G-QRP Club, which has members from all over the world, there are several other clubs and societies interested in low power operating.


There are QRP clubs in the USA, Russia, Australia and Eastern Europe, etc. So, just what is QRP?

The term QRP represents the use of low power operating, and is defined usually in terms of output power. The internationally agreed limits are 5W c.w. or 10W p.e.p.

However, there are those who would consider these limits as high power as they use milli or even microwatts! This very low power is sometimes referred to as QRPP. It's really surprising what can be achieved with these levels of r.f., but more of this later.

You may ask what can be worked with QRP? My reply to this question would be simple. You can work almost anything with QRP you can





**DATONG**  
ELECTRONICS LIMITED

Clayton Wood Close  
West Park  
Leeds LS16 6QE  
Tel: 0532 744822  
Fax: 0532 742872

## For products you can rely upon to give amazing results

For information on **Active Antennas, RF Amplifiers, Converters, Audio Filters, the Morse Tutor and Speech Processors** send or telephone for a free catalogue and selective data sheets as required.

All our products are designed and made in Britain.

Orders can be despatched within 48 hours subject to availability.



BARCLAYCARD  
VISA

— VISA AND ACCESS WELCOME —




## DEWSBURY ELECTRONICS

Professional-grade, high performance data communications decoder/analyser, yet easy to use and at an affordable price:

- ★ Decodes Morse code, standard baudot, bit-inversion, arq, fec, ASCII, packet radio and variable speed baudot and ASCII.
- ★ For professional users, 14 additional commercial data communications modes (on supplementary eproms) are available.
- ★ Measures baud rates with high accuracy and makes synchronous and asynchronous bit analysis.
- ★ LED-bar indication for tuning.
- ★ Hard-and software additions and upgrade capabilities.
- ★ Built-in f7-b (f6) decoder.
- ★ Universal microprocessor video card (24 lines x 80 characters or 18 lines x 40 characters).
- ★ Extensive rfi-filtering on all lines.
- ★ 5 int. language sets, including Cyrillic and Greek.
- ★ RS-232C/v. 24 serial port, Centronics parallel port.
- ★ Optimal customer's support due to in-home r+d and 1 year warranty.

**PRICES FROM £1110.00 inc. VAT.**  
For details of this and other decoders please send an s.a.e.

### wavecom W 4010



NOW AVAILABLE - VERSION 5

**DEWSBURY ELECTRONICS,**  
176 LOWER HIGH STREET,  
STOURBRIDGE,  
WEST MIDLANDS DY8 1TG



Tel: (0384) 390063  
Fax: (0384) 371228



Instant finance available subject to status.  
Written details on request.

DEWSBURY ELECTRONICS

## S.R.P. TRADING

### SANGEAN ATS 803A

Direct key-in world receiver with quartz alarm clock timer

Tuneable BFO SSB/CW!



DIMENSIONS: 29.2cm x 16.0cm  
(11.5in x 6.3in x 2.36in).

OUTPUT: 1200mW (10%THD)

WEIGHT: 1.7kg (3.75lbs) without batteries.

Wide/narrow filter switch.

**£119.95**

+ £5 check, test and p&p.

Also, suitable mains unit available, only £9.95

### Specifications and features


★ 150-29.999 continuous tuning with no gaps. Phase locked loop-double conversion Superheterodyne ★ Full shortwave/AM/SSB 150-29999kHz no gaps! + FM87.5-108 mono/stereo ★ Five tuning functions: Direct press button frequency input auto scanning, manual scanning memory recall and manual tuning knob ★ Built-in clock and alarm. Radio turns on automatically at preset time and frequency. ★ Large digital frequency display. ★ Fourteen memories - nine memory channels for your favourite station frequencies. Last setting of mode and waveband stored in five memories. ★ Direct press-button access to all 12 shortwave broadcast bands. ★ Two power sources - battery or AC mains adaptor. ★ General coverage of all AM bands in LW/MW/SW (dedicated broadcast band coverage on all versions), plus of course the FM band for quality sound broadcasts in headphone stereo. ★ SLEEP function turns the radio on or off after an adjustable time of 10-90 minutes. ★ Separate BASS and TREBLE controls for maximum listening pleasure. ★ External antenna jack for better reception. ★ Adjustable RF GAIN control to prevent overloading when listening close to other strong stations or if there is interference. ★ New improved wide/narrow filter (6/2.7kHz) ★ BFO control (Beat Frequency Oscillator) enables reception of SSB/USB/LSWB (single side band) and CW (Morse Code) transmissions. ★ Illuminated display to facilitate night-time use. ★ Designed for both portable and desk top use. ★ Five dot LED signal strength indicator.

### 100 Channel Scanner £199.99

Netset PRO-46. Covers 66-88, 108-136.975 (AM), 137-174, 406-512 and 806-956 MHz. LCD display with backlight, search, priority, lockout, scan-delay, memory backup circuit. Belt clip. Requires 4 "AA" batteries or Adaptor. **20-9305**



NEW



### 50 Channel Scanner £149.99

Netset PRO-44. Covers 66-88, 108-136.975 (AM), 137-174 and 380-512 MHz. LCD display with backlight, search, lockout, scan-delay and keyboard lock. Memory backup circuit for changing batteries. Belt clip. Requires 6 "AA" batteries or AC/DC Adaptor. **20-9304**

### 200 Channel Scanner £219.99

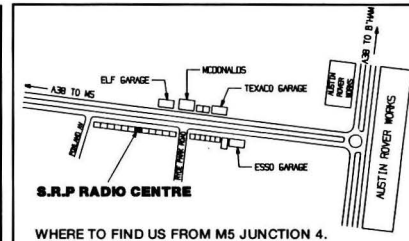
Realistic PRO-39. Covers 66-88, 108-136.975 (AM), 137-174, 380-512 and 806-960 MHz. Hyperscan search and scan, 10 channel monitor back, priority, lockout, scan-delay, LCD display with backlight. Memory backup circuit. Belt clip. Requires 6 "AA" batteries or AC/DC Adaptor. **20-9303**



Pro 2006 £299  
BACK IN STOCK

Pro 43 £249

**NEW SHOWROOM  
NOW OPEN AT  
S.R.P. RADIO  
CENTRE**  
1686 Bristol Road  
South, Rednall,  
BIRMINGHAM  
B45 9TZ  
021 460 1581




**SRP TRADING, Unit 20, Nash Works,  
Forge Lane, Belbroughton,  
Nr. Stourbridge, Worcs.**

Tel: (0562) 730672 • Fax: (0562) 731002




**Fig. 1: The G-QRP Club founder, Rev. George Dobbs G3RJV, presenting a QRP award to Randy AA2U at the Dayton HamVention in 1991.**

*Courtesy of G. Dobbs G3RJV.*



**Fig. 2: Chris Page G4BUE, is a keen QRP operator who has achieved tremendous results with ultra low power.**

*Courtesy of G. Dobbs G3RJV.*



with QRO (high power). Tremendous distances can be crossed with a few Watts, and there are awards to be won for those 'thousands of miles per Watt'.

Obviously, there are times when QRP will fail. For example, it can fail when band conditions are difficult or QRM levels are particularly high.

You have to be prepared to work that bit harder. You must be patient, and most importantly be absolutely sure that the gear is working to the maximum efficiency.

An efficient antenna system must be used. Only minimum losses can be tolerated by the QRPer. Of course, this applies to all amateurs!

Many of us would benefit a lot by attending to the most important part of the station, i.e. the bit outside. You can avoid pumping more and more r.f. into an inefficient antenna system, and the received signal will also benefit from antenna system improvements.

And, there's nothing incompatible with a QRPer operating into a multi-element antenna array. After all, they're only trying to get their precious flea power r.f. to go where it's intended.

### THE TECHNIQUE

The other important point when using QRP is technique. I have often worked DX stations by putting the call sign in just once, when the wolf-pack dies down.

Adding the suffix QRP to the callsign can attract attention. But, please note that signing G3YCC/QRP is not permitted, but G3YCC (space) QRP is permissible.

I remember a Korean station hearing my call with the QRP suffix added. I was among many other stations calling but he asked the rest of the world to stand by while we had a QSO, because he was interested in QRP. And this was in the middle of a contest!

Let's take a look at power and the effect of reducing it, with respect to received reports and illustrate what can be expected:

### Power (Watts) Report (RST)

100W	S9
25W	S8
6W	S7
1.5W	S6

These figures bear out what was learned for the RAE. Namely, that for an increase of one S-point, we have to increase power by a factor of four. The reverse is of course, also true.

Many amateurs have achieved remarkable results with even less power than 2 or 3W. Even with

microwatts, it's possible to work thousands of miles.

I haven't gone down to really low power levels myself. It isn't always easy to measure such levels or even to reduce the transmitter low enough. But I have 'crossed the pond' a few times using an input power of 100mW and approximately 40mW out. This works out at over 90 000 miles per Watt.

One keen 'milliwatter', Chris Page G4BUE, Fig.2, has had tremendous results with ultra-low power, worldwide. And DXCC has been achieved by many QRPer. For example, there's George GM30XX, who has worked over 100 countries with 1W using simple wire antennas and Randy AA2U who has worked well over 200 countries with low power.

### AWARDS FOR ACHIEVEMENT

There are several awards for QRP achievements, especially organised by the G-QRP Club. The DXCC is one, as is the Worked All Continents award.

My own score stands at 120 countries worked. Once you start keeping a record of countries worked, you will find it of great interest and stimulation.

It's worthwhile noting the QRP calling frequencies. On c.w. these are 3.560, 7.030, 14.060, 21.060 and 28.060MHz. They are the most likely spots for you to hear QRP stations calling.



Although c.w. is the preferred mode for QRP, don't exclude the use of s.s.b. The 28MHz band is excellent when it's open and you can work great distances on low power.

Recently, I've contacted two VKs, JA and A92 in Bahrain using my TS-130V barefoot at 10W p.e.p. into my doublet antenna, which is used on all bands.

The 7MHz band is probably the most fruitful for inter-G QRP working, especially at the weekend. The QRP contests organised by the RSGB, G-QRP Club etc., are a good chance to QSO other low power stations, even if contests do not particularly suit you. Reports from s.w.l.s are of particular value to the QRPer, so there's plenty to interest listeners.

## POWER DOWN

For a start on QRP, there's nothing wrong with just turning the power down on your QRO transceiver. This of course helps reduce the possibility of TVI and BCI. But in due course the appeal of home brewing may tempt you into making a dedicated QRP transmitter or transceiver.

There are many firms now advertising suitable kits, and constructional articles often

appear in *Practical Wireless* and other magazines. Jandek, Howes, Malsor, Kanga and Lake Electronics are examples of firms specialising in QRP kits to suit all pockets.

Of course *Sprat*, the magazine of the G-QRP Club is full of such information. Anyone interested in building say a simple rig should have no trouble finding all the information needed. Home brewing a simple rig is one of the aspects that endears QRP to many amateurs.

## COMMERCIAL RIGS

There are also commercial low power rigs obtainable. For example there are the TS-120V, TS-130V, FT-77S, Ten Tec Argonaut 515 sets. And Heathkit products such as the HW8 and HW9, are still available on the second hand market, and well tried and tested transceivers.

In conclusion, I would recommend QRP to all who fancy meeting a new challenge. Perhaps your local club could organise a competition for members to encourage QRP activity. One idea could be to see how many countries can be worked in say one month.

**But please remember - QRP is addictive! PW**

### SPECIALIST QRP KIT SUPPLIERS

**Kanga Products**  
Seaview House  
Crete Road East  
Folkestone  
CT18 7EG  
Tel: (0303) 891106

**C. M. Howes Communications**  
Eydon  
Daventry  
Northants  
NN11 6PT  
Northants  
Tel: (0327) 60178

**Jandek**  
6 Fellows Avenue  
Kingswinford  
West Midlands  
DY6 9ET  
Tel: (0384) 288900

**Lake Electronics**  
7 Middleton Close  
Nuthall  
Nottingham  
NG16 1BX  
Tel: (0602) 382509

**Malsor Kits**  
Steve Hunt G3TXQ  
21 Green Street  
Milton Malsor  
Northampton  
NN7 3AT  
Tel: (0604) 858090

# Radio Diary

\*Practical Wireless & Short Wave Magazine in attendance.

**June 13:** The Royal Naval ARS have their Annual Mobile Rally on the Sports Field at HMS *Collingwood*, Fareham, Hants. Doors open at 10am to 5pm. There will be dozens of trade stands, Bring & Buy tent, on-the-spot QSL printing, flea market, large arts & craft exhibition, radio controlled power boats, local radio clubs & repeater groups, vintage fire engine, two grand raffles, amusements for youngsters and refreshments, making this a great day out for all the family. Talk-in on 144 & 430MHz, free parking, no dogs except guide dogs. **Cliff Harper G4UJR, 34 Neva Road, Bitterne Park, Southampton SO2 4FJ. Tel: (0703) 557469.**

**June 20:** Denby Dale & DARS Annual Mobile Rally will be held at Shelley High School. Doors open 11am (10.30am for disabled visitors). Ample parking, traders, Car Boot Sale, food. Talk-in on S22 & SU22. **Philip G4FSQ on (0484) 644827.**

**June 27:** The 36th Longleat Amateur Radio Rally (follow the brown signs for 'Longleat House' from Warminster, Wiltshire). Extensive trade show, RSGB bookstall, large number of local & national societies exhibiting. Display of The Journeaux Historic Wireless Collection, large craft fair, camping & caravanning facilities by the rally for the whole weekend. Licensed bar and catering on site. **Shaun G8VPG, QTHR on (0225) 873098.**

**July 4:** The King's Lynn Amateur Radio Club will be holding its fourth Radio Rally at The Cattle Market, Hardwick Narrows, King's Lynn (just off the A10/A47 Hardwick roundabout). Doors open at 10am (9.45am for disabled visitors). Admission £1, children under 14 free. Bring & Buy, Car Boot, family Car Boot near by, free parking. Talk-in on S22. **Derek Franklin G0MQI on (0553) 841189 or Ian Cooper G0MBS on (0553) 765614.**

**July 4:** Newport Amateur Radio Society will be holding their Junk & Boot Sale at Brynglas CEC, Brynglas Road, Newport, Gwent NP9 5QU. Doors open at 10.30am to 1pm (10am for disabled visitors). Admission 25p. Talk-in by GC1NRS on S22. **Kevin GW7BSC on (0633) 262488, QTHR or via Packet at GB7IMB #41.GBR.EU (Bristol).**

**July 4:** The York Radio Rally will be held in the Tattersall Building, York Racecourse, Knavesmire, York. Doors open at 11am. Admission £1. Amateur radio, electronics and computers, arts & crafts, Morse tests. Ample free parking, licensed bar & cafe. Talk-in on S22. **Andy Suter G0GXI on (0904) 708164.**

**\*July 10:** The Cornish Rally will be held at Penair School, Truro. **Barrie Thomas G0NNR on (0872) 862046.**

**July 11:** Galway Experimenters Club will be holding its Annual Radio & Computer Rally at Newtownshirre, Galway. Doors open at 12 noon, large trade show, Bring & Buy, free parking & refreshments available. Talk-in on S22. **E17DIB on 091-53592.**

**July 12:** The Sussex Amateur Radio & Computer Fair will be held at Brighton Racecourse. Doors open at 10.30am to 4pm. Trade stands, Bring & Buy stall, picnic area, refreshments & car parking. Free Bus service to Brighton Sea Front. **(0273) 501100**

**July 25:** Colchester Radio & Computer Rally (including Car Boot Sale), will be held at St. Helena School, Sheepen Road, Colchester. **Frank G3FJJ on (0206) 851189.**

**July 25:** Norfolk Amateur Radio Club & Hewett School Radio & Electronics Group will be holding their Rally at the Hewett School, Hall Road, Norwich. Doors open 10am. Admission £1 adults, OAPs/disabled/children 50p. Free parking. Trade stands, Bring & Buy, displays. **Sheila G0KWP on (0603) 618810.**

**August 1:** The 10th McMichael Rally & Car Boot Sale will be held at the Haymill Youth & Community Centre, Burnham Lane,

Slough (nr. Burnham Railway Station). Doors open 10.30am, admission is £1.50. Car boot sale is £6 per pitch on the day. Free parking on site & talk-in on S22. **Neil G0SVN on (0628) 25952.**

**August 8:** Derby Mobile Rally will take place at the Littleover Community School, Pastures Hill, Littleover, Derby. Usual attractions, including the famous monster junk sale. It is hoped to provide improved facilities for disabled visitors in 1993. **Martin Shardlow G3SZJ on (0332) 556875.**

**\*August 8:** Flight Refuelling ARS Hamfest will take place at the Flight Refuelling Sports Ground, Merley, Wimborne, Dorset. Doors open 10am to 5pm. Usual mix of traders, Bring & Buy, craft exhibitors, Car Boot Sale & field events. Overnight camping facilities available for Saturday 7th. Talk-in on S22. **Richard Hogan G4VCQ on (0202) 691021.**

**August 29:** Castle Hall Computer, Electronics & Radio Rally will be held at Castle Hall Exhibition Centre, Stalybridge, Cheshire. Doors open at 11am to 4pm (10.30 for disabled visitors). Over 200 stalls, Bring & Buy, refreshments available. Talk-in on S22. Enquiries to 061-681 0569.

**August 30:** Coleraine & District ARG Radio Rally & Bring & Buy, will be held in The Golf Links Hotel, Portrush. From 12 noon to 5.50pm. Traders welcome free of charge, food & refreshments available. Admission £1. Talk-in S22. **Raymond G14MFM on (0266) 558230.**

**August 30:** Huntingdonshire Amateur Radio Society will be holding their Annual Bank Holiday Monday Rally at St Germain Street, Huntingdon (easy to find, drive around the ring road until you find us!). Doors open at 10am, admission £1, free car parking. Talk-in on S22. **David Leech G7DIU on (0480) 431333.**

*If you're travelling long distances to rallies, it could be worth phoning the contact number to check all is well, before setting off.*



# THE BOURBON QRP 3.5MHz TRANSMITTER

## PART 1



The Bourbon transmitter uses surface mount technology to pack a lot into a small space.

The Bourbon can provide over 200mW of c.w. or d.s.b. into a 50Ω load. It can be a QRP transmitter, or as a driver for a small linear amplifier.

The project uses the NE602 mixer oscillator i.c. This famous chip is now available in a surface mount (SO8) package.

The NE602 is a double balanced Gilbert Cell mixer. It gives some 15dB of gain with a local oscillator and buffer on the same chip.

I've used the NE602 in several successful s.m.d. (surface mount device) receiver projects. So, I thought it was time to see what it would do in transmitter applications.

The 'Bourbon' is easy to set up, and runs on a supply of 6 to 15V. Carrier suppression is around 40dB.

### THE CIRCUIT

The circuit is shown in Fig. 1. You can see that the NE602 has a good deal of support from other components, even though simplicity was the aim. Although the circuit is not the simplest, the extras offer a very worthwhile unit for the QRP'er.

You'll also see that the NE602 has two mixer inputs, pin 1 and pin 2, and two differential outputs pins 4 and 5. To produce d.s.b., an audio in out and a carrier is needed.

The audio signal is provided by a frequency selective amplifier centred on Tr1. The gain of this stage may be optimised by R4 to match a particular microphone. The design is intended for a miniature electret type ECM10 or similar, for which bias is provided by R1.

An audio signal of up to 2V peak to peak appears at pin 1 for an input of about 0.5V peak to peak. The carrier is generated in an external Colpitts oscillator Tr4.

Varicap tuning is shown and this results in adequate frequency stability. Pins 6 and 7 of the NE602 are the base and emitter of the on-chip Colpitts oscillator transistor.

*Bill Mooney G3VZU describes his neat little design for a 3.5MHz c.w. or double sideband suppressed carrier transmitter, which uses surface mount techniques and components.*

The oscillator is fed to the internal buffer amplifier accessible via pin 6, leaving pin 7 unconnected. The stability of the oscillator to 'pulling' is excellent.

A minimum r.f. voltage of 0.5V peak to peak is required at pin 6. The circuit shown achieves a comfortable 1V peak to peak.

You'll now have audio and carrier, and can pick off d.s.b. at pin 4 or 5. However, c.w. is also required.

A signal at pin 1 or 2 of the NE602 will produce sum and difference frequencies at pin 4 or 5. To get c.w. out, you have to apply a signal to pin 2 which will mix with the local oscillator. This signal needs to have amplitude of about 0.5V and zero frequency, in other words - a d.c. bias.

The zero frequency signal is derived from R11 and is switched in or out using Tr2. This transistor is normally switched off, and the collector appears open circuit.

If the cold end of R12 is connected to a positive stabilised supply (Vs) Tr2 is switched on. The c.w. mode is thus selected by transferring the slider voltage on R11 to pin 2, with minimal loss.

The result is a carrier of the same frequency as the v.f.o. appearing in pin 4 and 5. The amplitude of this signal is proportional to the d.c. bias from R11 within certain limits.

### MIXER PRODUCT

The required mixer product is selected by the parallel tuned circuit around L2. It's applied directly to the gate of the output transistor Tr5.

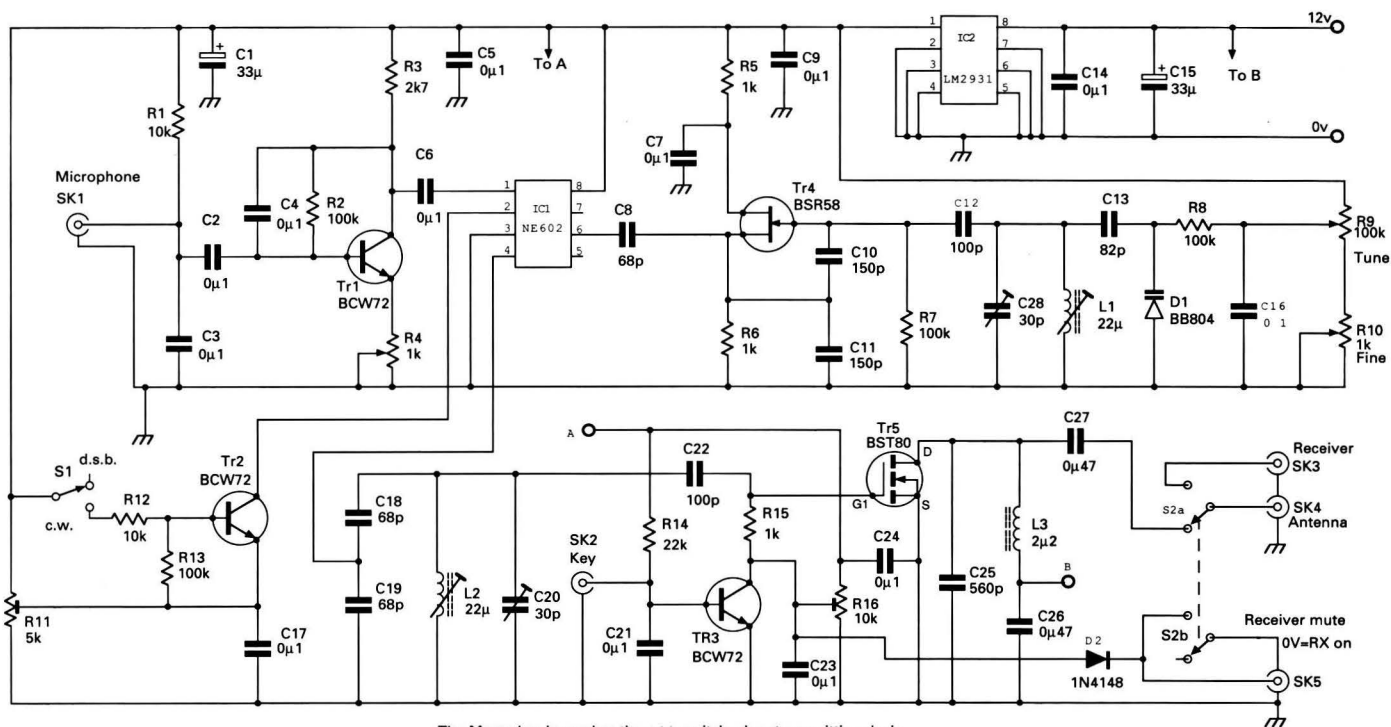
The transistor, Tr5 is an enhancement type power m.o.s.f.e.t. (v.f.e.t.) device in a SOT89 s.m.d. package. It operates in class AB in the Bourbon, allowing us to switch the output off by removing the bias.

The turn-on bias for Tr5 is derived from R16. It's usually about 2.6V d.c., depending on the required drain bias current selected.

The transistor Tr3, is normally held in the switched on state by R14, and the gate is clamped to 0V in the key-up position. With the key down, the base of Tr3 is grounded turning the transistor off and removing the clamp from the gate.

Of course, the key-down condition should be arranged for the d.s.b. mode. The c.w. keying





The Morse key is used as the p.t.t. switch when transmitting d.s.b.

characteristics are determined by the components around Tr3.

The output circuitry of Tr5 consists of a low Q parallel tuned circuit made up of L3, C25 and the stray capacity of the heatsink. The heavy damping of the 50Ω load reduces the Q to about 20, and the whole band is covered without the need to tune.

The output stage should always be connected to a lowish 50 or 100Ω non reactive load, or narrowing of the bandwidth will result. More importantly, there's no neutralisation and under certain circumstances some instability may result.

The d.c. supply for the output stage is taken direct from the unstabilised supply. This can vary widely (5.5V to 15V) because all bias and low level stages are supplied from the 5V regulator.

The i.c., IC2, provides a steady voltage of about 5V, removing the need for large decoupling capacitors. The capacitors on the in-out and output of the LM2931 are essential to keep the regulator itself stable.

Next time, I'll be describing the construction and setting up stages of construction of the Bourbon along with the p.c.b. and associated overlay.

PW

### Circuit diagram of the 3.5MHz d.s.b. and c.w. transmitter.

#### HOW DIFFICULT? HOW MUCH?

Intermediate (but good eyesight is needed)  
£40 (approximately including p.c.b.)

#### SHOPPING LIST

##### Resistors

Surface mount 1206 type	
1kΩ	3 R5, 6, 15
2.7kΩ	1 R3
10kΩ	2 R1, 12
22kΩ	1 R14
100kΩ	4 R2, 7, 8, 13
Surface mount trimmer	
1kΩ	1 R4
5kΩ	1 R11
10kΩ	1 R16
Variable 'Standard' size	
1kΩ	1 R10
100kΩ	1 R9

##### Inductors

Toko 5CD SMD variable type	
22µH	2 L1, 2
Chip inductor	
2.2µH	1 L3

##### Capacitors

Type 1206, COG Dielectric chip capacitor	
68pF	3 C8, 18, 19
82pF	1 C13
100pF	2 C12, 22
150pF	2 C10, 11
560pF	1 C25
Type 1206, COG Dielectric chip capacitor	
100nF	13 C2, 3, 4, 5, 6, 7, 9, 14, 16, 17, 21, 23, 24
470nF	2 C26, 27
Tantalum surface mount 16V working	
33µF	2 C1, 15
Trimmer surface mount TZB04 type	
6.5-30pF	2 C20, 28

##### Semiconductors

1N4148	1 D2 (Optional)
BB804	1 D1 (dual SOT23 package)
BCW72	3 Tr1, 2, 3 (SOT23 package)
BSR58T	1 Tr4 (SOT23 package)
BST80	1 Tr5 (SOT23 package)
LM2391	1 IC2 (SO8 Package)
NE602	1 IC1 (SO8 Package)

#### MISCELLANEOUS

A small die-cast box or other enclosure, two s.p.s.t. switches (for mode change and on/off), one d.p.c.o. switch for the TX/RX changeover. A variety of small coaxial sockets, and thin coaxial cable, some interconnecting wire, and knobs to suit the tuning controls.



# QUARTZ CRYSTALS

## QuartzLab

MARKETING LTD

P.O. Box 19 Erith Kent DA8 1LH

Telephone: 0322 330830

Fax: 0322 334904

Telex: 8813271 GECON-SG  
(Attention QUARTSLAB)

An SAE with all enquiries please

Full list available on request, please send S.A.E.

### ALL AT £4.00 EACH (except Yaesu crystals)

#### CRYSTALS FOR 2 METRES

TX CRYSTALS (HC25)  
12MHz 30pF

RX CRYSTALS (HC25)  
44MHz Series Res  
14/15MHz 30pF

RO-R7, S8-S23

TX CRYSTALS (HC6)  
4MHz 30pF

RX CRYSTALS (HC6)  
44MHz Series res

RO-R7, S20-23

4 METRE CRYSTALS FOR 70.26 IN HC6/U  
TX 8.78250 RX 29.7800

#### 70CM CRYSTALS

For Pye PF2 & PF70 series and FDK MULTI U11 SU20 R80 RB1  
RB2 RB3 RB4 RB5 RB6 RB7 RB8 RB9 RB10 RB11 RB13 RB14 RB15  
Also for MULTI U11 ONLY SU16 SU18

CONVERTER CRYSTALS IN HC18/U  
26.000, 105.666, 42.000, 116.000

#### FREQUENCY STANDARDS

HC6/U 1000MHz 10.00MHz

HC18/U 10.00MHz 10.70MHz 48.00MHz 100.00MHz

TONEBURST, I.F. & MPU CRYSTALS IN HC18

7.168MHz (for 1750 Hz Tone), 10.245 (for 10.7 I.F.)

4.000 5.0688 10.245MHz 15.00000

YAESU CRYSTALS FOR FT101's etc £5.00 each. List send SAE.  
CRYSTALS SOCKETS HC25 £0.40 each MINIMUM ORDER CHARGE FOR SOCKETS  
£2.00 unless ordered with crystals.

Please allow up to 14 days delivery

PRICES INCLUDE P&P and VAT

### MADE TO ORDER CRYSTALS

#### FUNDAMENTALS

FREQUENCY RANGE  
1.5 TO 2.0 MHz  
2.0 TO 4.0 MHz  
4.0 TO 6.0 MHz  
6.0 TO 22 MHz  
22 TO 26 MHz

#### PRICE

£7.85  
£7.35  
£7.00  
£5.75  
£7.00

#### OVERTONES

FREQUENCY RANGE  
3rd OVT 21.00 TO 60 MHz  
3rd OVT 60.00 TO 75 MHz  
5th OVT 60 TO 110 MHz  
5th OVT 110.00 TO 126 MHz  
7th OVT 125.00 TO 175 MHz  
9th OVT 170.00 TO 225 MHz

#### PRICE

£5.75  
£7.00  
£6.75  
£9.00  
£12.50  
£12.75

DELIVERY: Approx. 2 weeks

Unless otherwise requested fundamentals will be supplied for 30 pF load capacities and overtones for series resonant operation.

Where applicable please state the make and model number of the equipment the crystals are to be used in.

HOLDERS - Availability as follows:

HC6/U & HC33/U 1.5-225 MHz. HC18/U & HC25/U 2.0-225 MHz.

HC45/U, HC49M, HC50M (ITT) 12.0-225 MHz add £4.00 per crystal.

HC18/T, HC25/T (11mm can) 10.0-225 MHz add £1.00 per crystal.

HC17/U (fits FT243 socket) 1.5-225 MHz add £1.00 per crystal.

Unless otherwise specified crystals above 2 MHz will be supplied in HC25/U (HC50/U holders).

COMMERCIAL CRYSTALS: Available on fast delivery and at competitive prices.

EXPRESS SERVICE: Add 50% to the cost of made-to-order crystals for 5-day service.

TERMS: Cash with order post inc. to UK & Northern Ireland.

Cheques & PO's to QSL LTD.

Dear Sir,  
I'd like to complain  
about this advertisement  
because

Most advertisements are legal, decent, honest and truthful. A few are not, and, like you, we want them stopped.

If you would like to know more about how to make complaints, please send for our booklet: 'The Do's and Don'ts of Complaining'. It's free.

The Advertising Standards Authority.

We're here to put it right. ✓

ASA Ltd., Dept. Z, Brook House, Torrington Place, London WC1E 7HN.

This space is donated in the interests of high standards of advertising.

Please mention

practical  
**Wireless**

when replying to  
advertisements

# SOUTH ESSEX COMMUNICATIONS LTD

## USED EQUIPMENT

SX400	350.00
PRO80 SONY	200.00
SX200 JIL SCANNER	175.00
UBC175 BEARCAT	175.00
PS60 ICOM 30A PSU	350.00
ICR7000 SCANNER	875.00
CN620A METER	75.00
D2935 HF RECEIVER	175.00
AKDHFCNV	50.00
FTV707 2mtr TXVR	175.00
D2935 HF RECEIVER	150.00
POCOM MEMORY	150.00
IC R71+FM HF RX	750.00
IC229E 2m MOBILE	275.00
TS440SAT+FILTERS	895.00
PS50 KENWOOD	175.00
LPM50-10-100	200.00
FRG 8800 HFRX	550.00
AR 2000 SCANNER	249.00
FT209R 2m HANDIE	150.00
TS 930S HF TCVR	895.00
IC 2SRE 2m HANDIE	450.00
ICR 72 HF RECEIVE	699.00
FT 901DM HF TCVR	450.00
DIAWA PS300 PSU	125.00
MFJ962C 1.5KwATU	225.00
MFJ931 GROUND	75.00

PT890+ATU	£1200.00
PT767GX	£1450.00
FT530	£399.00
FRG100	£499.00
ICR71	£899.00
ICR728	£800.00
ICR1	£399.00
IC737	£1295.00
TS450+ATU	£1249.00
TS690	£1200.00
TH77	£345.00
TH26	£219.00

JUST A FEW PRICES AVAILABLE TO YOU  
PLEASE CALL FOR PRICES ON OTHER  
MODELS ALL GOODS SUPPLIED ARE NEW

## JUST LOOK BELOW AT A SMALL SELECTION OF THE

### RANGE OF OUR MOBILE ANTENNAS AVAILABLE

NR77S	2m/70cms 2.5dB 0.39m	£29.95
NR770H	2m/70cms 3dB/5.5dB 0.99m	£38.41
NR770R	2m/70cms 3dB/5.5dB 0.99m	£39.95
NR770S	2m/70cms 2.5dB 0.43m	£30.17
NR790	2m/70cms 4.5dB/7.2dB 1.46m	£64.95
NR7700	2m/70cms 3dB/5.5dB 1m	£54.86
NR1100N	2m/70cms 23cms 2.15dB/5.5dB	£49.95
NR2000N	2/70/23cms 3.15/6.3/9.7dB	£69.95
PU77B	2m/70cms 2dB 0.22m	£47.55
SG7900	2m/70cms 5dB/7.6dB 1.58m	£89.95
SG9500N	2m/70/23cms 3.5/6.3/9.7dB 1m	£97.84
TSM1303	2m/70cms 3.5dB/6dB 1.05m	£32.95
TSM1309	2m/70cms 3dB/5.5dB 0.93m	£28.35
TSM1313	2m/70cms 3.5dB/5.6dB 0.94m	£26.51
TSM1314	2m/70cms 3.8dB/6.2dB 1m	£45.72
TSM1315	2m/70cms 4.2dB/6.8dB 1.26m	£54.86
TSM1316	2m/70cms 2.15dB/3.8dB 0.44m	£21.94
TSM1318	2m/70cms 3dB/5.5dB 0.895m	£26.51
TSM1326	2m/70cms 2.15dB/5dB 0.775m	£23.78
TSM1328	2m/70cms 3dB/5.5dB 0.95m	£27.43
D505	0.5MHz-1.5GHz 20dB Mob RX	£94.95

Prompt mail order service, finance facilities available, interest free  
credit on selected items. Prices correct at time of going to press, E&OE

VAST RANGE OF ACCESSORIES NOW  
BEING STOCKED, NEW STOCKS ARE  
ARRIVING EVERY WEEK

£5 - £10 - £25 GIFT VOUCHERS NOW  
AVAILABLE FROM US TO SPEND ON  
WHAT YOU LIKE WHEN YOU LIKE IN  
OUR STORE.

THESE MAKE AN IDEAL GIFT  
ICOM YAESU KENWOOD ALINCO  
STANDARD JRC AND MANY  
MORE STOCKED

## FROM DRESSLER

2 metre and 70cm  
rf-vox switched Masthead  
pre-amps

## EVV2000 HDX

Gain 3 to 21 dB  
(adjustable inside)  
Noise 0.7 - 0.8 dB  
200w ssb vox  
750w ssb ptt

## EVV700 HDX

Gain 4 to 20 dB  
(adjustable inside)  
Noise 0.8 - 0.9 dB  
100w ssb vox  
500w ssb ptt  
Price £159.00 each

## SOLE UK IMPORTERS

## DRESSLER ACTIVE ANTENNAS

**ARA60** Active Antenna  
50KHz-60MHz with  
limited performance up to  
100MHz £169

**ARA1500** 50MHz-1500MHz  
Frequency Gain  
50-1000 11.5dB  
100-1500 11.0dB

£169 - 'N' connection

## SHORTWAVE ACTIVE ANTENNA ARA60

940mm high 64mm diameter complete  
with cable + PSU and interface £169.

Now fully tuneable interface. Intercept  
point + 21dBm typical.

## OUR LOCAL AGENTS

DAVE (Eastcote, Leics)  
0533 608189;  
STUART (Bromley, Kent)  
081-313 9186;  
TERRY (Biggleswade, Beds)  
0767 316431

TRADE ENQUIRIES WELCOME  
FROM BONE-FIDE DEALERS  
CALL FOR LATEST TRADE PRICE LIST



Opening hours:  
Mon-Fri 9:00am-5:30pm  
Sat 9:30am-4:30pm

191 Francis Road, Leyton, London, E10 6NQ

Telephone: 081-558 0854 081-556 1415

Fax: 081-558 1298 Telex: 8953609 lexton G

V21/22 22bis  
Mailbox and BBS  
After office hours  
on 081-556 1415

24 hour hotline  
ansaphone on  
081-558 0854



**RST LANGREX SUPPLIES LTD RST**  
**PHONE 081 684 1166 FAX 081 684 3056**  
**DISTRIBUTORS OF ELECTRONIC VALVES**  
**TUBES AND SEMICONDUCTORS AND I.C.S.**  
**1 MAYO ROAD • CROYDON • SURREY CR0 2QP**  
**24 HOUR EXPRESS MAIL ORDER SERVICE ON STOCK ITEMS**

AZ31	£ 4.00	EL95	2.00	PY800	1.50	6BA7	5.00	6SK7	3.00
CL33	4.00	EL360	18.50	PY801	1.50	6BE6	1.50	6SL7GT	4.50
DV867	1.50	EL509	10.00	QV02-6	19.50	6BH6	2.50	6SN7GT	4.50
E880C	6.95	EM34	10.00	QV03-10	5.00	6BJ6	2.25	6SS7	3.00
E180F	4.50	EM81	4.00	QV03-10 Mull	15.00	6BN6	2.00	6UBA	1.50
E810F	25.00	EM84	4.00	QV03-20A	25.00	6B07A	3.50	6V6GT	4.25
EAB8C80	1.95	EM87	4.00	QV06-40A Mull	40.00	6BR7	6.00	6X4	3.00
EB91	1.50	EN91 Mull	7.50	QV03-12	10.00	6BR8A	4.00	6X5GT	2.50
EBF80	1.50	EY51	3.50	U19	10.00	6BS7	6.00	12AT7	2.25
EBF89	1.50	EY86	1.75	UABC80	1.50	6BW6	4.50	12AU7	2.25
ELB11	12.50	EY88	1.75	UBF89	1.50	6BW7	1.50	12AX7 GE	3.00
EC91	6.50	EZ81	1.50	UCH42	4.00	6BZ5	2.50	12AX7A GE	7.00
ECC33	7.50	GY501	3.00	UCH81	2.50	6C4	1.95	12BA6	2.50
ECC35	7.50	GZ32	6.50	UCL82	2.00	6C6	5.00	12BE6	2.50
ECC81	2.25	GZ33	4.50	UF89	3.00	6CB6A	3.00	12BH7A GE	6.50
ECC82	2.25	GZ34 GE	7.50	UL141	10.00	6CL6	3.75	12E1	20.00
ECC83 Siemens	3.50	GZ37	4.50	UL84	2.00	6CG7 GE	5.25	12HG7 12GN7	6.00
ECC85	3.50	KT61	7.50	UY41	4.00	6CH6	6.00	30L1/2	1.50
ECC88	4.75	KT66	12.50	UY85	2.25	6CW4	8.00	30P19	2.50
ECC91	2.00	KT88	15.00	VR105/30	2.50	6D6	5.00	300B(PR)	120.00
ECF80	1.50	N78	9.00	VR150/30	2.50	6DQ5 GE	17.50	572B	70.00
ECF85	3.50	OA2	2.70	Z759	35.00	6DQ6B	12.50	805	50.00
ECF89	3.50	OB2	2.70	Z803U	25.00	6E8A	3.50	807	5.00
ECF81	3.00	OC3	2.50	Z021	3.50	6EH5	1.85	811A	18.50
ECL80	1.50	OD3	3.50	Z828	20.00	6F6	3.50	812A	32.50
ECL82	2.50	PCF80	2.00	4CX250B EIMAC	75.00	6GK6	4.00	813	27.50
ECL83	3.00	PCF82	1.50	4CX250B STC	45.00	6H6	3.00	833A	85.00
ECL86 Mull	2.50	PCF86	2.50	5R4GY	6.00	6HS6	4.95	866A	25.00
ECL800	25.00	PCF801	2.50	5U4G	5.25	6J5	3.00	872A	20.00
EF37A	5.00	PCF802	2.50	5V4G	4.00	6J6	3.00	931A	25.00
EF39	2.75	PCF82	2.00	5Y3GT	2.50	6J7	4.00	2050A GE	10.00
EF40	3.50	PCL83	3.00	5Z3	4.00	6J86A GE	17.50	5763	10.00
EF41	3.50	PCL84	2.00	5Z4GT	2.50	6J6C	20.00	5814A	4.00
EF42	4.50	PCL85	2.50	6AH6	4.00	6JS6C GE	15.00	5842	12.00
EF80	1.50	PCL86	2.50	6AK5	4.50	6K6GT	3.00	6080	8.50
EF85	1.50	PCL805	2.50	6AL5	1.00	6K7	4.00	6146B GE	15.00
EF86	7.50	PD500	6.00	6AM6	1.95	6K8	4.00	6550A GE	15.00
EF91	1.95	PL36	2.50	6AN5	5.00	6K06 GE	11.95	6883B GE	16.00
EF92	2.15	PL81	1.75	6AN8A	4.50	6L6G	8.50	6973	11.00
EF183	2.00	PL82	1.50	6A05	3.25	6L6GCSYL	9.50	7025 GE	7.00
EF184	2.00	PL83	2.50	6AR5	25.00	6L6GC Siemens	4.50	7027A GE	17.50
EL32	2.50	PL84	2.00	6AS6	6.00	6L6GC GE	9.50	7199	10.00
EL33	7.50	PL504	2.50	6AS7G	9.50	6L7	3.00	7360	25.00
EL34 Siemens	6.00	PL508	5.50	6AT6	2.00	6L06	20.00	7581A	12.00
EL36	4.00	PL509	6.00	6AUSGT	5.00	607	4.00	7586	16.00
EL80	5.00	PL519	6.00	6AU6	2.50	6RH8B/6KN8	12.00	7587	23.00
EL81	5.00	PL802	6.00	6AW8A	4.00	6SA7	3.00	7868	12.00
EL84	2.25	PY81	1.50	6B7	4.00	6SC7	3.00	8068	25.00
EL86	2.75	PY88	2.00	6B8	4.00	6SGM	2.50	8417GE	17.50
EL91	4.00	PY500A	4.00	6BA6	1.50	6SJ7	3.00		

Prices correct when going to press

**VISA OPEN TO CALLERS MON-FRI 9AM - 4PM. CLOSED SATURDAY**  
 QUOTATIONS FOR ANY TYPES NOT LISTED.  
 OVER 6000 TYPES AVAILABLE FROM STOCK.  
 OBSOLETE ITEMS A SPECIALITY.  
 TERMS C W O / VISA / ACCESS

**P&P 1-3 VALVES £1.00, 4-6 VALVES £2.00 ADD 17.5% VAT TO TOTAL INC P+P**

## PACKET/DIGITAL RADIO

### Thinking about Packet Radio? read on....

We recognise the fact that Packet radio can be quite a mysterious jungle to many so one of our aims over the next few months is to help more newcomers than ever. DON'T be afraid to ask us what you think may be stupid questions, to us they make perfect sense! You don't have to be a "whizzo" to have fun with digital radio. Just in case you do need help Siskin phone lines are manned from 8am to 8pm, often including weekends.

#### The ever popular Tiny 2, now the MKII!

Since we first announced the Tiny 2 MK II in RadCom a few months ago sales have gone through the roof. The Tiny almost seems a basic requirement for starting out on packet and yet offers a host of upgradeable features such as an add-on G3RUH 9600 style upgrade for satellite working, hardware DCD board and even a parallel printer port (ideal for RayNet Emergency applications). ALL TINY 2s sold retail by Siskin include a powerful 15K Personal Message System plus free ready-made transceiver and computer cables for YOUR setup and of course software for virtually any home computer (not just PCs) Available now.....**£139.00**

#### Kantronics KPC-3.....

A recent addition to the Kantronics line is the KPC-3. Whilst being similar in design and performance to the Tiny 2 the KPC-3 offers interesting options such as expandable PMS and Wefax reception on some popular home computers. KPC-3s supplied by Siskin include a ready made RS-232 lead (usually £10.95) and a choice of software for most popular home computers.....**£149.00**

If it's in stock we will despatch it the same day (usually by overnight delivery)

NOTE: Prices include VAT, .

#### Siskin Electronics Ltd

2 South Street,  
Hythe, Southampton,  
SO4 6EB.

Tel: 0703-207587,207155

FAX: 0703-847754

See us at the  
YORK RADIO RALLY  
on Sunday July 4th,  
York Racecourse



#### UPDATE- NEWS

**PK-232MBX** - PacTor upgrade now available (AEA version) plug in roms.....**£69.95**  
**PK-232** (all models incl. non-MBX) BMK PacTor plug-in external PacTor unit.....**£79.95**  
**KAM V6.00** - plug in rom upgrade for PacTor.....**£69.95**  
**KAM V6.1** - an internal card expansion card for the Kam offering up to 128K ram plus hardware PacTor, real time clock and more. This board should be available by the time you read this ad (now where have you heard that before?).

#### NEW....

**AEA PK-900 & KAM+** now available!

#### GOODIES.....

We stock most accessories for the TNCs/ Multimodes we sell including packet related books, real time clock modules, Kantronics ram expansion and add-on modems such as the Tiny 2 Hi-speed 9600 board. We also stock a very extensive range of cables for both computer and transceivers at prices 20% or more below those from some other amateur radio dealers. ALL TNCs and Multimodes sold by Siskin on a retail basis include software for your computer at NO EXTRA CHARGE.

★ YAESU ★ ICOM ★ KENWOOD ★ ALINCO ★

**Amateur Radio Communications Ltd**

**ARC**

**ONE STOP SHOPPING!**  
**EVERYTHING THE AMATEUR NEEDS UNDER ONE ROOF**

**Remember, we aim for 100% satisfaction.....everytime**

The **IC-737** is now on show at ARC

The latest HF transceiver from ICOM complete with auto ATU, electronic keyer plus many more features.

The IC-737 could be yours for as low as £475 deposit. Balance zero interest. **FOR PRICE**

**IC-W21ET**  
**Grab a Handful of Performance**

This handheld offers everything expected from Icom plus a little bit more - unsurpassed performance as well as the innovative features amateurs will revel in. From the unique new whisper function & auto-output power selection when communicating through a repeater, simultaneous receive of 2 signals on the same band. Discover the difference.

Pick up for as little as £79, balance over 9 months interest free.

**GO MOBILE FOR UNDER £1,000**  
**THE NEW TS-50 IS HERE**

This new HF mobile from Kenwood is going to be a big seller! The first one was scooped up within an hour of arriving in our shop (must be a record!!).

**STOP PRESS... STOP PRESS...**

Back for a 3rd time, due to popular demand, we are showing a selection from our extensive range of commission items As of 21/5/93 the following equipment is available...

★ TS-850 c/w filters...£1,450 ★ IC-R71...£625 ★ IC-R70...£395 ★  
 ★ FT-290RD + linear...£425 ★ FT-290RD + Microset...£350 ★  
 FTV-707...£150 ★ ERA Microreader...£110 ★  
 ★ AM-808...£80 ★ PRO-2006...£250 ★ FT-901DY...£425 ★

**ROBERTS RADIO'S NOW IN STOCK**  
**PHONE FOR DETAILS**

**INTEREST FREE HP**  
 Can now be arranged  
**Why not phone up and ask about our low deposit interest free credit-scheme**  
**All subject to approval. Prices correct at time of going to press**

**LARGE SELECTION OF ACCESSORIES**  
 i.e. Datong Active Antennas from £59.95  
 Easy Reader £225  
 Discones from £69.95 incl. cable  
 Phone for further details.

**NOT ONLY ARE WE AN AUTHORISED KENWOOD DEALER, BUT ALSO, ONE OF THE OFFICIAL KENWOOD SERVICE CENTRES.**  
 Please send S.A.E. for details on above or if brochures on new equipment required.

**MAIL ORDERS RECEIVED BEFORE 4 O'CLOCK SAME DAY DESPATCH PROVIDING EX STOCK**

**AMATEUR RADIO COMMUNICATIONS,**  
 38 Bridge Street, Earlestown,  
 Newton-le-Willows,  
 Merseyside WA12 9BA.

**WE ARE 1 MILE FROM J23, M6 and 4 1/2 MILES OFF J9, M62**

**Access**  
**VISA**

**TEL: (0925) 229881**  
**FAX: (0925) 229882**

**SUPPORT** YOUR INDEPENDENT RETAILER... You Know it makes sense

★ REVCO ★ DRAE ★ STAR MASTERKEY ★ WELZ ★ DATONG ★



# Making Traditional Morse Keys *Part 2*

In the second and final part of his article, Dr. Jim Lycett G0MSZ shows you how to start work on the pivot block for a high quality home brew Morse key.

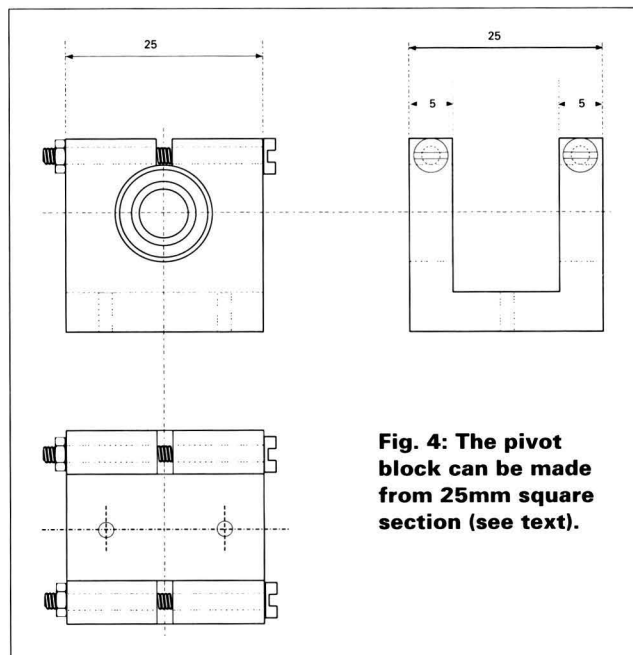
Hopefully, you've accepted the G0MSZ homebrew key challenge. Take my word for it, you'll find the effort is very worthwhile. So, let's get on with the next stage - making the pivot block.

The pivot block, **Fig. 4**, can be made from 25mm square section or 'U' channel brass bar and of a length to suit the type of bearing selected. Cut a slot  $\frac{9}{16}$  in wide centrally by  $\frac{3}{4}$  in deep in the square section block to accommodate the  $\frac{1}{2}$  in square section arm.

The slot should be cut parallel and square to the faces of the cube. Decide now on the type of bearing you prefer and cut the section to size (1 in long for ball races  $1\frac{3}{8}$  in long for taper and parallel pins).

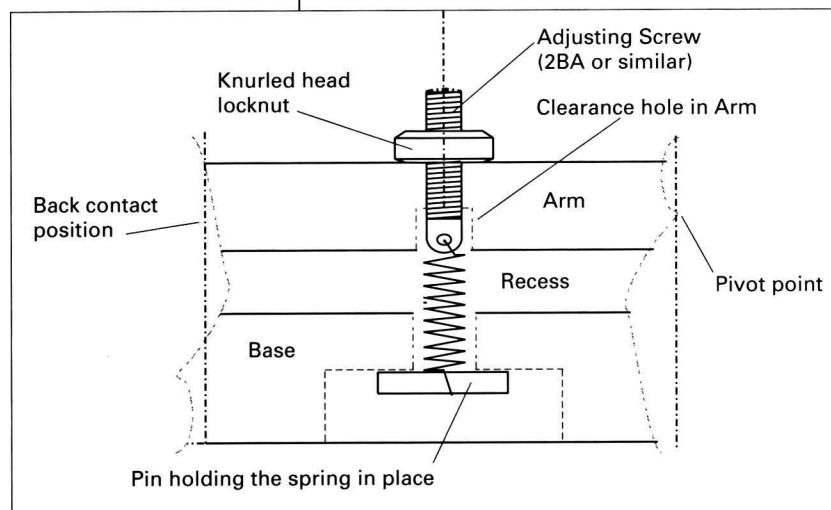
A sealed ball race will provide an excellent bearing. However, some of the fine early examples of hand keys used taper pins.

The taper pin enables speedy strip down and permits adjustment for wear. When fitting a taper pin you'll need to obtain the appropriate taper reamer, ensuring the taper on the reamer is the same as that on the pin, and that your minimum starting diameter is correct.



**Fig. 4: The pivot block can be made from 25mm square section (see text).**

**Fig. 5: The simplest form of tension adjustment, using studding and knurled nut.**



the block as shown in **Fig. 4**, and nip the bearing with a small screw.

## Spring Adjustment

Although many methods have been used for spring adjustment, I've chosen to present three. The simplest consists of a tension spring positioned between the pivot and the back contact, the adjuster being a piece of studding and a knurled nut as shown in **Fig. 5**.

The stud passes through a clearance hole in the arm. The spring is looped through a hole in the stud and is retained at the bottom by a pin.

The second simple method, uses a compression spring positioned between the front contact and pivot. Here, the arm is threaded for the adjusting screw, and the underside is counter bored to take the spring and compression washer, **Fig. 6**.

Method three, shown in **Fig. 7**, consists of a tension spring, tensioning pin, and adjusting screw with a specially shaped head. The shaped head engages a groove cut in the

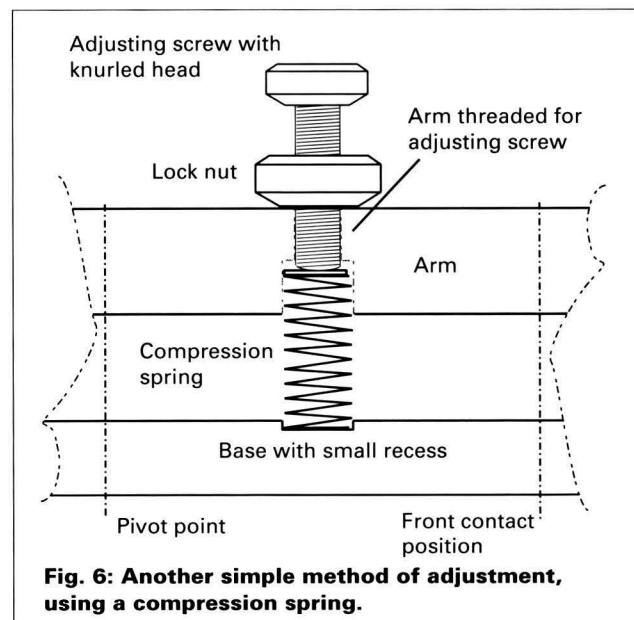
Standard taper pins are available such as  $\frac{7}{32}$  in diameter with a standard taper of  $\frac{1}{4}$  in in 12 in, etc. Both the arm and block should be reamed together with shimming washers to provide the desired gap.

The taper pin is locked into the arm, and the bearing surface is in the pivot block. The parallel pin on the other hand has no adjustment for wear, and care is needed in fitting this type of pin.

Self-lubricating bushes can be inserted into the block, providing bearing surfaces. The bushes can be replaced as they wear. A good bearing is **essential** for any serious key working.

In the key down position the arm can be considered to pivot about the front contact. The bearing holes should be bored or at least bench drilled.

The bearing holes are the most important holes in the key. Extra care should be taken both in marking out and drilling. Sealed ball races must be held in place, unless you have been able to bore precision holes. I prefer to cut a slot in



**Fig. 6: Another simple method of adjustment, using a compression spring.**



tensioning pin, so that as the screw is rotated the pin is drawn through a clearance hole in the bar, tensioning the spring.

The adjusting screws in general are turned from brass bar. However, in my key the tensioning pin and screws are made of steel, gun 'blued' and oiled.

## Electrical Contacts

Electrical contacts may be obtained from the suppliers listed, these are usually very cheap. I recommend silver contacts, of between between  $\frac{1}{8}$  to  $\frac{1}{4}$  in diameter. These will be more than adequate for keying even the most demanding amateur valve transmitters.

Contacts are fitted into the ends of the adjusting screws and into the fixed contact bases. The back contact and its adjusting screw can be identical to the front contact.

Adjusting screw threads around  $\frac{1}{4}$  in diameter with a fine pitch 40 t.p.i. (turns per inch) will ensure precision adjustment. However, 2BA or metric equivalent is just acceptable. Locking nuts are absolutely essential on all adjusting screws.

The fixed contacts on the base consist of a contact holder, made from a 0BA or similar brass machine screw and a contact. The contact is mechanically fitted into the head of the screw, **Fig. 8**, shows typical contact and adjuster arrangements.

## Solid Base

A solid base such as marble makes the key easier to use. I can vouch for this, having tried materials including wood, chipboard, steel, and brass.

It may simply be the psychological effect of having a good looking base. But one thing is certainly clear, a solid marble base to my mind feels better than wood.

However, rather than restrict constructors, I list other practical alternatives. Solid (dense) hardwood, marble, granite, ebonite, etc., are suitable for making bases.

Marble can be easily obtained (look under 'Monumental Masons' in the 'Yellow Pages') and makes an impressive base. It's fairly easy to work, but remember that it's a natural material and can split, chip or crack.

Conventional metal cutting tools can be used to cut and drill marble. A beautiful finish can then be obtained on raw edges by filing and sanding with various grades of 'wet and dry' paper.

It's best to make an accurate drilling template before drilling the holes in the base. The template should at least ensure that the key will fit.

Wood on the other hand, will need some additional weight 'setting in' on the underside. One method involves casting lead into the shape required, attaching it to the base underside. A minimum base size of  $9 \times 3 \times \frac{3}{4}$  in for a key arm of 8 in is recommended.

## Choosing Terminals

When choosing terminals, I prefer brass terminal posts. Not

only do they give a good robust connection, they also enable the key to be stored or displayed neatly.

Various sizes of terminals are available. A practical size for the key design I've provided is 2BA. The fitting of 4BA terminals (or the metric equivalent) look small, whilst 0BA give that definite chunky appearance.

An ideal position for the terminals is at the back edge of the key base, centrally positioned, **Fig. 9**. It's best to include a copper braid connection from the arm to the pivot block, providing a good electrical contact (avoiding relying on the bearing only).

## Summing Up

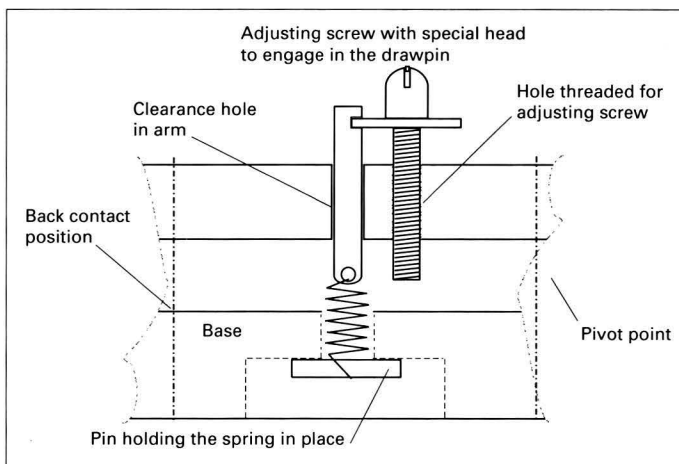
In summing up, I've aimed at presenting a basic design which may be individually tailored for your use. The performance of the key will not be significantly effected when the alternative methods described are incorporated.

No doubt, you'll spend much time finishing off, burnishing the brass parts, sanding the marble edges or French polishing the wooden base. There seems little point in making a key without putting the finishing touches to it!

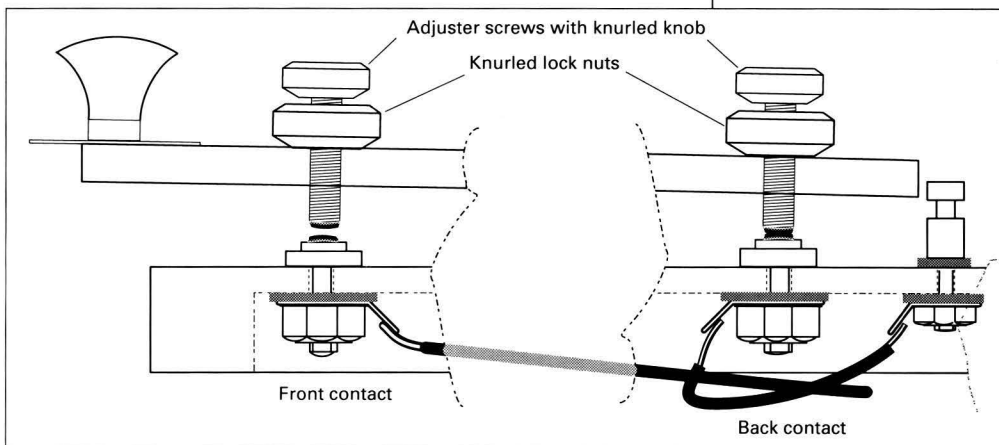
A useful criterion to apply is 'will it be acceptable in my living room'. Like the Fabergé Egg, the key has been designed to give pleasure both to the user and the observer.

Finally, I strongly recommend you not to compromise on the arm and bearing block assembly. Don't forget, that a thing of beauty is a joy forever.

PW



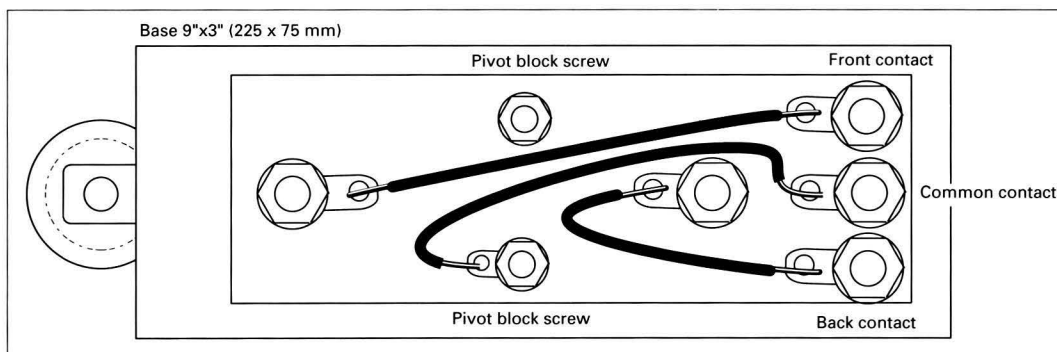
**Fig. 7: The final method of tension adjustment described by GOMSZ, uses a tension spring, tensioning pin and an adjusting screw with a specially shaped head (see text).**



**Fig. 8: A typical contact and adjuster arrangement (front and rear contacts), with lock nuts.**

## Material Suppliers

Unfortunately, K.R. Whiston of New Mills, Stockport in Cheshire, Jim Lycett's main source of supply for brass, bearing and contacts, etc., have ceased trading. Other suppliers may be able to help and Homle Dodsworth Ltd., of 59 to 69 Heaton Part Road, Newcastle-upon-Tyne, tel: 091-265-9077 are willing to supply small quantities of brass. Jim Lycett also discovered that AALCO, with stores around the UK (look in the 'Yellow Pages' directory) can order material. Finally, Peter Jones Engineering, Chapel Road, Smallfield, Surrey RH6 9NR, tel: 034-284-3555, may be able to assist with material and specialised machining.



**Fig. 9: An ideal position for the terminals is at the back edge of the key base, centrally positioned.**



# Antenna Workshop

*Peter Dodd G3LDO, looks at the importance of squeezing that little bit of extra efficiency from an antenna system for QRP. Peter also describes ways of improving the effectiveness of simple antennas.*

When using low powers, every small increase in antenna efficiency is extremely useful. I've used one of the computer programs described in the May issue of *PW*, to explore the characteristics of some simple antennas at different heights above real earth.

I'll try and show how important positioning a simple antenna is, for it to become effective for any operation. The efficiency of these antennas is quite high. Most of the r.f. power fed to them is radiated as electromagnetic energy. I will not be considering antenna efficiency - only effectiveness.

## Antenna Required

Professionals engaged in communications use a chart to determine the type of antenna required for point-to-point h.f. communications. The antenna, with a suitable 'angle of radiation', is selected from charts and tables.

Amateurs usually want to achieve the greatest distance possible. We require the lowest angle of radiation available, which produces the longest hops possible.

## Standard Antenna

For the figures of the antenna being modelled, to have any meaning, they must be compared with those of some standard antenna. When mathematically modelling an antenna, it's convenient to use a theoretical antenna called an isotropic source.

An isotropic antenna is one which radiates equally in all directions. Its 3-D polar diagram is a perfect sphere.

Because the isotropic antenna is theoretical, we precisely define its field strength under theoretical conditions, making it constant for all considerations. Any antenna compared with an isotropic antenna should have its gain labelled 'dBi'.

The radiation field strength pattern of any antenna is three dimensional. The computer model displays a horizontal or vertical section through this radiation field. I'm only using the vertical, or elevation, pattern because this clearly illustrates the angle of radiation of the antenna.

In later articles I'll use the isotropic reference for computer models. When I make antenna measurements using a computer I'll use a real reference antenna, under very controlled conditions.

## Simple Antennas

First of all let's look at the simple dipole for 14MHz. One end of the antenna is fixed to the eaves of the house and the other to a post, to give a height of, say five metres.

Is a 14MHz dipole, 5m high ( $\lambda/4$ ) a good antenna for DX?

The three dimensional polar diagram (in vertical cross section) of this antenna, **Fig. 1**, plot 1, is door knob shaped (at 5m high).

The maximum gain (0dB line) is 5.6dBi greater than our isotropic reference. However, most of the transmitted energy is radiated vertically.

When used for receiving, the antenna picks up more high angle signals. This antenna is fine for short range QSOs to Europe but what about the DX?

The DX signals that are propagated around 5-15° above the horizon are 8-10dBs down on the maximum. They're difficult to work in the short skip QRM from Europe.

By raising the height of our dipole, one end on top of the chimney and the other end with a suitable mast, the dipole height can now be doubled to 10m. What do we now find?

The overall gain has increased

by about 1dB. However, low angle radiation gain is quite substantial.

In **Fig. 1**, plot 2, you can see that the low angle gain, 10 to 15°, has increased by about 6dB. This means that the DX signal will have increased by 6dB.

Furthermore, the reduction in high angle radiation is around 10dB. More importantly, this means that short skip QRM will be reduced by around 10dB. Working DX is about 16dB easier.

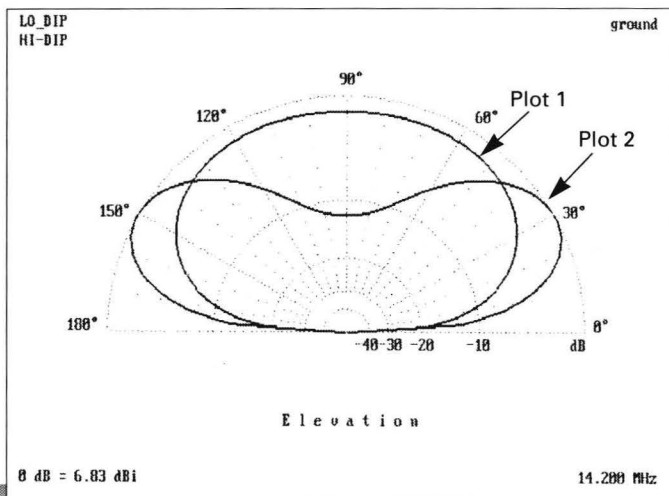
Additionally, the increased height reduces electrical QRM on receive. It also reduces the possibility of BCI and TVI on transmit. Having looked at a horizontal antenna, are there other simple antennas that perform well at lower heights?

## Vertical Antennas

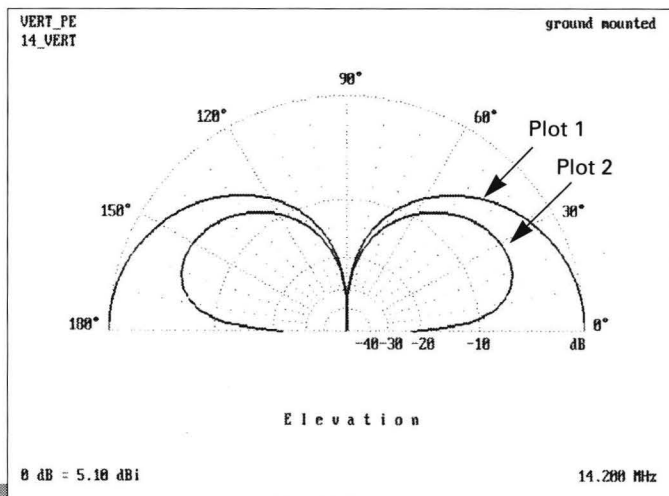
It's generally supposed that vertical antennas provide the best low angle of radiation. How true is this?

An elevation polar diagram of a vertical antenna is shown in **Fig. 2** (plot 1). This is the classic diagram of the vertical antenna. Sure enough, it has a very low angle of radiation with over 5dB gain over the isotropic reference.

**Fig.1: The polar diagram of a horizontal 14MHz antenna at two levels above ground.**



**Fig.2: The polar diagram of a vertical antenna above a perfect and a more normal ground.**





# Maximising Antenna Efficiency For QRP Operations

However, this model assumes that the ground for some considerable distance around the antenna is a perfect conductor.

Very few locations have earth characteristics that are anywhere near perfect. When the antenna is over an average earth, as in Fig. 2, (plot 2) shows that the picture is very different. The gain decreases by about 6dB at our 15° degree angle of radiation.

## The Ground

The ground's contribution to the gain of an antenna is determined by its dielectric constant and resistance. The higher the dielectric constant and the lower the resistance, the greater will be the effect of ground to the antenna performance, see Table 1.

All the models, with the exception of Fig. 2, plot 1, were computer modelled over average ground. The subject of ground effects on antennas is quite involved, and I hope to make it the subject of an article at a later date.

## All Directions

The horizontal pattern of a vertical antenna is a circle,

indicating that the antenna radiates equally (and some cynics say weakly) in all directions. This is assuming there are no obstructions to distort the pattern. The vertically polarised radiation is particularly susceptible to distortion from nearby house wiring.

Furthermore, radiation from house wiring appears to have a high vertical polarisation component making a vertical antenna susceptible to electrical noise.

The performance of the vertical antenna is affected considerably by its environment. This dependence on ground quality and environment, probably causes the disagreements, regarding the performance of vertical antennas, that exists among radio amateurs.

The horizontal pattern of a dipole is a figure-of-eight with some gain, compared with an

isotropic source. The diagram, Fig. 3 (plot 1) ( $\lambda/4$  wave vertical antenna) is shown compared with plot 2, a 10 metre high 14MHz dipole.

The dipole has a clear lead in the low angle of radiation. Although it must be said that it was plotted against the dipole's plane of greatest gain.

Up until now I have only looked at antennas at 14MHz. An antenna 10 metres high on 7MHz would only be about quarter of a wavelength high. Will a vertical antenna outperform it?

The vertical and the quarter wave high dipole are compared in Fig. 4, with the vertical antenna is shown in plot 1 and the dipole in plot 2.

The computer model shows that the gain of the vertical is slightly greater at lower angles of radiation, and the attenuation of the higher levels of radiation is fairly good. However, there's a

tendency for this modelling program to give inflated gain figures of horizontal antennas close to the ground. So the relative performance of the vertical may be better than indicated.

## Summing up

In summing up, on 14MHz and above, the horizontal antenna at more than  $\lambda/2$  above ground, appears to be an effective antenna for working DX. Increasing the height will increase the gain, and additional gain may be achieved by making the antenna longer than half a wavelength.

A multiband antenna, centre fed with open wire feeder, is an effective DX antenna provided it can be erected more than 13 metres high. However, if you want to work 3.5 or 7MHz DX in the approaching low sunspot years, a vertical may be the answer!

I've not discussed or considered beam antennas. A beam increases the gain in one, or more, desired directions and reduces the signal from undesired directions. I'll describe simple beams, capable of giving useful gain, in later 'Antenna Workshops'. Cheerio for now.

Table 1:

Conductivity and Dielectric Constant for Common Types of Earth

Surface Type	Diell. Const.	Resistance. Ohms/Metre
Salt water	81	0.0002 (Excellent)
Pastoral, low hills, rich soil	20	0.03 (Very Good)
Pastoral, medium hills, clay soil	13	0.2 (Average)
Cities, industrial areas	5	1.0 (Very Poor)

Fig.3: A comparison of the polar radiation patterns of a horizontal dipole ( $\lambda/2$  above ground) and a vertical antenna.

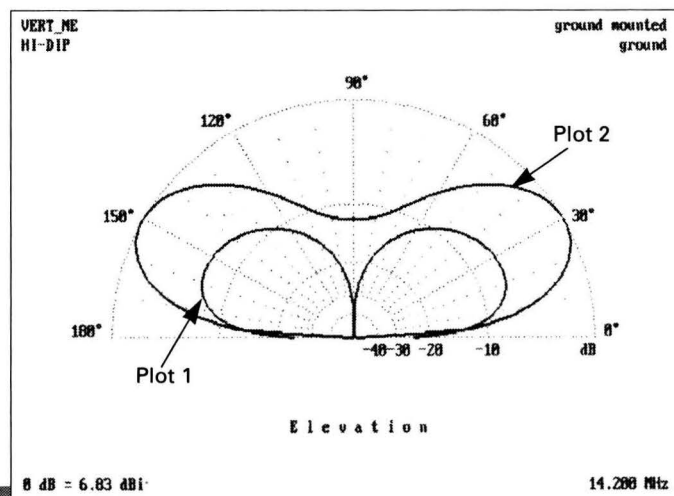
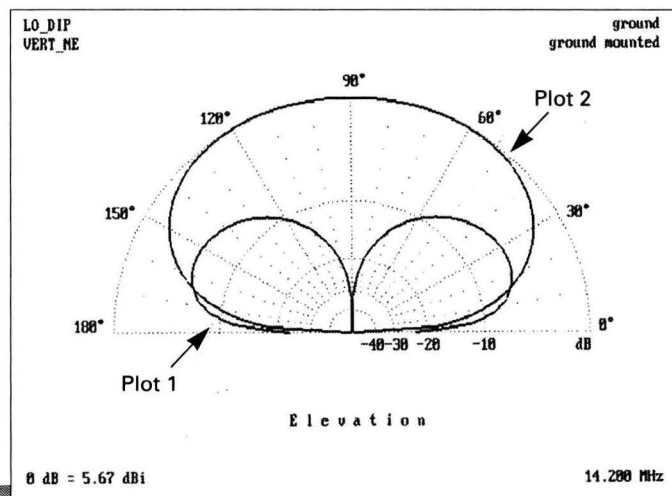


Fig.4: A comparison of the polar radiation patterns of a horizontal dipole ( $\lambda/4$  above ground) and a vertical antenna.





# Valve &

It's time again for Ron Ham to open the *PW* vintage wireless shop, and this month he starts with a letter mentioning a very famous name in the history of radio design.

Let's open up the 'shop' this time with a letter from **Eric Rowe** (Wirral, Merseyside). He writes: "My brother and I have been interested for a number of years in the sets designed by John Scott-Taggart.

Eric lists models as the ST 200, 300, 400 and 500. There's another, the 900, which, as yet they have not found.

Among my own collection of early books Eric, I've the first editions of Scott-Taggart's *The Manual Of Modern Radio* and *The Book Of Practical Radio* published in 1933 and 1934 respectively, published by 'The Amalgamated Press', London. They're of great interest and worth buying.

A Scott-Taggart 300, including the cabinets for the set and loudspeaker have been reconstructed by **John Tye** (Dereham, Norfolk). Rather than squeeze it up, I hope to feature the photograph John sent, very soon.

**George Shankie** (Hawick, Scotland) has written to tell me about the American station heard on his one valve (O-V-O) receiver made by HAC ('Hear All Continents'). He followed this with an O-V-1 and a 1-V-1, Eddystone 640, Hallicrafters S20R, HRO and an R1155.

## Detailed Research

Although I'm always pleased to hear from readers, I'm sorry, but I do not have time for detailed research. However, I trust that the following general information, from my memory, will help **Leslie Hewitt** (Aberystwyth, Wales) with his particular project.

Generally speaking Leslie, the British Army mainly used Wireless-Sets (WS), WS-18 (back-pack), 38 (side-pack) and 19 (installed in armoured cars & tanks). Each of these had the transmitter and receiver inside the same metal case.

The WS-18 and 38 were run from large dry batteries. But the WS-19, **Fig. 1**, used the vehicle's own (12 or 24 volt) supply, via a rotary transformer. The WS-18 and 38 covered 6-9MHz, and the WS-19, 2-8MHz.

## Clandestine Operations

Both Leslie and **Richard Williams** (Deddington, Oxfordshire) asked if I had any information about the sets used in clandestine operations by allied agents during the Second World War.

Actually, there were a variety of sets for special operations like the 'A' and 'B' series. I suggest you try your library, or book shop, for a copy of *Secret Warfare* by Pierre Lorain, from Orbis publishing. (ISBN 0-85613-586-0). The book has a green cover with a 'Boys Rifle' on the front and covers much of the equipment used by the resistance movements. Another among the many books dedicated to clandestine operations is *The Secret War Of Charles Fraser-Smith* (ISBN 0-7181-2035-3).

## Knickebein Beams

Leslie also asked about Knickebein, a system of navigation beams used by the Luftwaffe to guide their bombers. I can't remember the title but I feel sure a BBC producer, Brian Johnston, researched and produced an interesting book about Knickebein (*Battle of the Beams*?). There are also books such as *Most Secret War*, by Professor R.V. Jones, ISBN 0-241-89746-7, (**Highly recommended: Editor**) and *War Planes Of The Third Reich* by Graham Green.

Don't forget readers that in addition to your public library, establishments like The Royal Signals Museum at Blandford in Dorset (they've got a comprehensive collection of 'spy' sets), The Royal Air Force museum at Hendon and The Imperial War Museum in London are good sources for research material.


## Air Ministry Manual

My thanks go to **Mike Turnbull** (Whitley Bay) for sending me an original Air Ministry manual for the


v.h.f. communications receiver R.1132A, **Fig. 2**. I'll pass this document on to the wireless library at the Amberley museum in due course Mike.

Firstly, although this manual was published in June 1945, the valves

two chrome handles, was designed for standard rack mounting. This straightforward superheterodyne receiver has two VR65 (r.f. amplifier and frequency-changer respectively) and a VR66 (local oscillator) in the front end. A VS70



**Fig.1: The famous 19 set.**



**Fig.2: The 1132A, one of the few v.h.f. receivers available during the Second World War.**

are listed under their service numbers and not the CV equivalent. During the Second World War tuneable v.h.f. receivers were rare. Hallicrafters made the S-27 and S-36 for air to 'carrier' communications for the United States Navy and the R.1132 was built, in the UK, for the RAF's air to ground communications.

The R.1132A measures 748 x 413 x 413mm and, complete with

neon stabiliser is used to supply the local oscillator. The intermediate frequency, around 12MHz, is amplified by three VR53s followed by a VR54 double-diode for signal and a.g.c. rectification.

The 1132's main chassis is rugged to say the least, and well laid out. The three-valve front end has its own screened compartment with an Eddystone coupler to connect the tuning capacitor shaft to



# Valve Vintage

By Ron Ham

the dial mechanism spindle. The b.f.o. unit, using another VR53, is also self-contained in a screened box.

The audio signal from the VR54 is fed to an octode valve VR57 (CV1057) Mullard EK32. It's then fed to a triode VR67 (CV1067) Osram L63 or American 6J5G. The triode feeds a 600Ω impedance output transformer.

While we're on the subject of v.h.f., take another look at the WS-19 in **Fig. 1**. You'll see a thumb-wheel dial to the lower left of the meter movement and immediately below that, a Pye coaxial socket. The former is scribed 'Tuning B' and the latter 'Aerial B'.

Whereas the two main dials on the right of the meter are for tuning the 2-8MHz transmitter and receiver, the 'B' set is a v.h.f. transceiver, using a CV6 (DET20) valve, working on 235MHz. This was designed for short range communications between tanks in action with minimal risk of their conversations being overheard.

## Pilot Receivers

Although the manufacturer Pilot made a wide-variety of radio and television broadcast receivers most people's minds go back to the popular 'Little' and 'Major' Maestro series of sets.

The 'Little Maestros' were frequently seen on a kitchen shelf or on the bedside table while the 'Major' was the family set in the living room. Pilot used both Bakelite and wooden cabinets and utilised most of the popular ranges of valves.

'Valve & Vintage' reminded Mr H. Hughes that he had a Pilot 'Major Maestro' stored in his loft. He purchased this Five valved superhet in 1949 when he moved to a house with a mains supply.

The 'Major Maestro' long-medium and short wave receiver has a Bakelite cabinet and a typical valve layout of the period. It had a 6K8G (frequency changer), 6K7G (i.f. amplifier), 6Q7G (double-diode triode), 6V6G (output) and a

6X5GT (rectifier). These particular valves were the 'work-horses' of radio for many years and proved themselves very reliable.

## Octal Valves

Incidentally, the difference in the international octal range of valves is denoted by the letters 'G' and 'GT'. The letters refers to the physical shape and size of the glass (Glass or Glass Tube).

(double diode triode), 7C5 (output valve) and 7Y4 rectifier.

## Dried Out

My mention of the Bush DAC90 recently, reminded B.M. Hugh (Poynton, Cheshire) of the old adage that if a set was unused for any length of time the electrolytic smoothing capacitors 'dried out' and became faulty. Like many of us, B.M. often ran a 100W lamp in

remembered 'wet' electrolytics? I most certainly do, they went on for years. He added, "I have seen one of these imbedded in a workshop ceiling 6ft above the chassis!"

## Amberley Museum

On a recent visit to the Amberley museum, I saw an old friend, Ron Weller (Worthing), **Fig. 3**. Ron was replacing an output transformer in a immediate post-war Philips receiver. Although Philips sets have a very high standard of reliability, some of the early valve models were not the easiest to handle when they required service.

Ron, a radio engineer for over 45 years, has carefully removed the chassis and loud-speaker from the cabinet and replaced the knobs on the spindles. This is a protection against losing the knob retaining grub-screws, and gives something to grip when checking the movement of the controls.

Care must be taken not to disturb the dial drive assembly. This is important on receivers with 'Bowden' type linkages, when removing the chassis for service.

## Hallicrafters Skyrider

Brook Verrall (London) is renovating a 'burnt out' Hallicrafters Skyrider SX28. He's already replaced the mains transformer.

Before you spend much more time on the SX28 Brook, have a close study of all the wave-change switch contacts. I say this because the last one of those I serviced, I couldn't complete the repair. After tracing the fault to the coil switching, I found a couple of segments on one of the inner contact wipers had broken away.

Unfortunately we've run out of space, and it's time to close the 'Valve & Vintage' shop. But you can be sure I'll be open again next month. Cheerio for now and keep writing to me at 'Faraday', Greyfriars, Storrington, West Sussex RH20 2HE.



**Fig.3: Ron Weller working on a receiver in the Chalk Pits Museum.**

Pilot's later models, released in the early 1950s, used loctal based valves and a typical superhet comprised a 7S7 (frequency changer), 7B7 (i.f. amplifier), 7C6

series with the mains lead and left it on for several hours before connecting the set direct to the 240V supply.

Finally, B.M. asked if I



# SUMMER 1993 CATALOGUE



## The new enlarged Cirkit Catalogue is out now!

- 32 more pages
- New range of Kenwood 'scopes
- The latest scanning receivers and accessories
- New section of low cost security products
- Extended range of Velleman kits including: 250W 12Vdc to 220Vac inverter, in-car amplifier power supply, 200 and 400W amplifiers, suppressed lamp dimmer, halogen lamp dimmer, day/night thermostat and telephone remote control unit
- New test equipment, includes: 2.3GHz bench frequency counter, EPROM emulator/programmer, portable 'scopes and bench function generators
- Host of new components, including: compression trimmers, variable capacitors, connectors, fuses, and fuseholders, potentiometers, IC's, soldering irons and lead free solder
- Published 27th May 1993
- Available from most large newsagents or directly from Cirkit
- **Send for your copy today!**

**£1.90**  
+ 30p p&p

**Cirkit**



**CIRKIT DISTRIBUTION LTD**

Park Lane · Broxbourne · Hertfordshire · EN10 7NQ  
Telephone (0992) 444111 · Fax (0992) 464457



Thinking QRP? call

**KANGA**

We have the largest range of QRP kits  
in the whole country, many from the  
G-QRP Club and the pages of SPRAT

Why not check out the ONER, the SUDDEN or perhaps the OXO.  
We have several transmitters, receivers and several items of  
test equipment for you to build and enjoy.

Send an A5 SAE for our free catalogue

**KANGA PRODUCTS**

Seaview House, Crete Road East

Folkestone CT18 7EG

Tel/Fax: 0303 891106



## AFFORDABLE PACKET

COMMODORE 64/128...ATARI ST...IBM COMPATIBLE PC...SPECTRUM

It is now possible to use the above computers to run Packet Radio with an  
outlay of much less than £100!!

Commodore, PC and Spectrum systems allow HF and VHF working, while the  
Atari system only offers VHF. PMS facilities are available on the Commodore,  
and the Spectrum if a microdrive is fitted. Digipeating facilities are offered on all  
versions. The Spectrum modem can also be supplied with a centronics printer  
port. We supply a fully tested modem, with a free copy of suitable software.

Commodore 64, Atari ST and PC Modems .....£55.00

Baycom Agency

Spectrum Modem .....£75.00

Spectrum Modem with printer port .....£85.00

S.A.E. for details. £3 Post & Packing

**J.&P. ELECTRONICS LTD.**



Unit 45, Meadowmill Estate, Dixon Street,  
Kidderminster DY10 1HH Tel: (0562) 753893



## Airband listening



AOR - Specialist manufacturer of  
communications equipment

**AR1500EX** - One of many receivers & products produced by AOR. The very  
compact AR1500EX hand-held wide range receiver offers all mode reception including  
SSB as standard. Newly designed printed circuit boards have been incorporated to  
ensure this new version offers the very best performance. Frequency range is 500 kHz  
~ 1300 MHz without gaps, all mode reception AM, FM(N), FM(W) & SSB (USB,  
LSB & CW - with BFO). The AR1500EX offers full coverage of the VHF, UHF and  
Shortwave Airbands plus Broadcast, Amateur band, Utility  
services etc. Many accessories included: NiCad pack, Charger,  
Dry battery case, DC lead, Soft case, Belt hook, DA900 VHF-  
UHF aerial, SW-wire aerial, Earphone,  
Comprehensive Operating manual... **Suggested Retail**

**Price of £349.00 inc VAT. (UK Carriage free)**

### New ABF~125

**VHF Air Band Filter for better strong signal performance...**

The ABF125 is a receive bandpass filter especially designed to  
improve the strong signal handling characteristics of receivers  
for VHF commercial Airband listening. The ABF125 is suitable  
for connection to most airband and wide range receivers on the  
market, it is not designed just for AOR branded products. The  
addition of this filter to the aerial signal path will provide  
additional selectivity which will enable the receiver's circuitry to  
cope much more easily with strong interfering signals such as  
Band-2 Stereo or Shortwave broadcast transmissions which can  
be manifest in many ways such as 'hissing', mixing of many  
signals together, music breakthrough and desensitisation of the  
receiver. **Suggested Retail Price £24.50 inc VAT.**


(UK Carriage £1.50)

Many other receivers and products are available from  
the AOR range. Please phone or send a large S.A.E.  
(34p) for full details. Dealers throughout Europe...  
fast mail order available for direct orders.

AOR UK Ltd is a subsidiary of AOR Ltd Japan. E&OE.



AOR (UK) Ltd. Adam Bede High Tech Centre,  
Derby Road, Wirksworth, Derbys. DE4 4BG.  
Tel: 0629 - 825926 Fax: 0629 - 825927





The Computer  
in Your Shack

Peter Hunter G0GSZ has been surprised to find out how many 'Bits & Bytes' readers use the Amstrad PCW computer. He's also planning a new 'Program Listings Database' for all computers.

Welcome to the July edition of 'Bits & Bytes'. You've certainly kept me busy with requests for the packet program I mentioned in the May PW. I had no idea that so many of you were using Amstrad PCW computers!

Many thanks go to our anonymous benefactor John for offering, and providing the program in the first place. I'm also grateful to Ian G7HXL for helping out with the copying of the 3in disks.

### Best Computer

I've had a lot of letters and phone calls asking me "what's the best computer for the shack?". This is a bit like the famous question 'how long is a piece of string'?

Fortunately, with computers there's a simple answer. It's an IBM or compatible.

However, if you already

written in BASIC, they can often be suitably changed to run on the 'not so popular' computers.

However, your needs may be much more complex and varied than this. For example, you may wish to run a packet BBS, or a multi-satellite tracking station that controls your antennas as well as your receiving/transmitting equipment.

A lot of computers will meet your needs. But the flexibility and expandability of the PCs, as well as the availability of software, makes the PC the ideal choice.

### IBM Or Compatible

Just mentioning the 'IBM or Compatible' (typically called a PC), frightens a lot of people. The main reason for this is the (supposed) cost.

However, if you go into

or (0850) 616050 (between 10am & 7pm). The TR stands for Tim Rustige. Tim specialises in 'second user' computers and peripherals at very low prices.

Here's an example of what TR can supply: an IBM XT with 640K RAM, one 5.25in 360k floppy drive, 10Mb hard disk, keyboard and green screen monitor, for just £115.

Or how about a '286 machine? These are available with a high density floppy drive, but no hard disk, for just £130, plus about £100 if you want to add a 40Mb hard disk. Tim informs me that, although his stock is constantly changing, this is an example of goods that are "constantly" available.

If you can't afford to build your own computer from a kit or individual components at the moment, (see the *Computing In Radio* supplement inside the May PW), then this could be an

especially with amateur radio programs, you can assume that they will work on most PCs

The sheer volume of software available for the PC is another good reason for this choice of machine. Apart from all the advertised commercial programs, there are thousands of others available under the shareware banner.

I was amazed at the number of CDRoms (compact disks to you and me) containing shareware. I'll be telling you more about this next month, but just to emphasise the software availability, I have a disk with over 200 megabytes of **AMATEUR RADIO ONLY** programs!

### Popular Demand

Because of popular demand, I've decided to set up a 'Program Listings Database'. Let me know if you have any programs (for amateur radio) that you've written yourself, or have any that are in the Public Domain.

Either send me information about what you have, or the program listing (code) as a 'readable' printout. I'll pass this information, or a copy, onto anyone requesting it (s.a.e. with request please!).

The new facility is for **ANY** computer, in **ANY** (computer) language. I'll print a list of what's available, from time to time, in 'Bits & Bytes'

Don't forget I enjoy your letters, phone calls, and packet messages, so please keep them coming. So, until next month, 73 DE Peter G0GSZ.

'Bits & Bytes' readers can contact Peter Hunter G0GSZ, at 2, Mayes Close, Bowthorpe, Norwich, NR5 9AR, tel. or FAX on (0603) 748338. Packet: G0GSZ @ GB7LDI.#35.GBR.EU.



The IBM compatible PC comes in all sizes, and prices to suit almost everyone and their pockets.

own a computer (regardless of make or model) you want to use it for general tasks, (packet, RTTY, AMTOR, etc., Log keeping and mathematical calculations). Then your existing machine can be suitably adapted for any and all of those jobs.

There's an abundance of amateur radio-related programs for the more popular machines. And, as a lot of these programs are

your local W H Smiths or other good newsagent, and pick up a copy of the weekly **Micro Computer Mart** (it's like the famous **Exchange & Mart** and specialises in computers), you'll see pages and pages of adverts from people selling secondhand computers and computer bits.

You will also come across such companies as **TR Computers tel. (0565) 830475**

ideal starting point.

Unlike any other make of computer on the market, software written for the PC will run on virtually any PC. There are exceptions to this of course (before you all start writing to me, Hi!).

If a program was written specifically for the 80386 or '486 then you can't expect it to run properly, if at all, on an XT or '286 machine. But generally speaking,



Report

## HF BANDS

This month's DX tip. Be a listener! Be a reader!

By listening, you not only get hold of the 'pattern of the bands' but also get to know about the mistakes the 'bum ops' make and the way the savvy ones get the contact.

By reading, you get to know what is currently about. Everyone's 'wanted countries' list is different.

Those 'boring old lists of call signs' are in fact the very stuff you must analyse. If, for example ZZ1ZZ is resident in country Y and appears in every DX list, either s.w.l. or transmitter, then you know that if you look for ZZ1 at the appropriate times you will in due course come across the station.

Those long lists of calls are meant to help the newcomer - and other DXers - know what's about. Even an obituary notice can alert you that a country now has no resident amateurs, for example 9N1MM, until someone sets up an expedition there or a resident gets a 'ticket'.

Summing up I say that listening is the key to good operating. And your reading tells you if a particular country you want is available or not.

Try any or all of the following: the DX Column in *Radcom*; RSGB's weekly *DX News Sheet*; *The DX Bulletin*; the local DX-cluster network. Alas, this column is, by editorial decree, no longer useful to a serious DX chaser.

### Your Letters

Now to your letters. Firstly, there's **John G3BDQ** (Hastings) who runs a TS-850S and TL-922 linear.

His TS-850S now has two 270Hz crystal filters fitted, and this can be followed up by an audio filter to give 30Hz bandwidth. To 'drive' such a 'sharp' receiver set-up needs very slow tuning, but it pays off.

For 1.8MHz, John uses a chicken-wire earth mat of several square metres, and over it an arrangement comprising a five-wire

grounded cage steeple, tri-wire top of some 25 metres, and single-wire feed.

On 3.5 and 7MHz the classic 3.5MHz doublet is fed with open-wire line, while for the 14, 21, and 28MHz band there is a G3KBR tri-band dipole at about 13 metres.

John's score on 1.8MHz is well over the 100 countries. While for 21MHz this month's pick were S21ZM, N90QS/T5 and his buddy K30QF/T5 (both Mogadishu), and ET3YU on s.s.b.; plus 9G1AA on c.w. Turning to 28MHz, C91J was booked in....then the 'flu bug bit!

Our other transmitting reporter is **Eric G0KRT** (Worcester Park, Greater London). Eric has a Lake DTR7 with about 1W out on 7MHz (pictured in this column last month).

Up aloft is the upper half of the W3EDP design antenna, but the lower half is now a quarter-wave radial. If the latter is detuned by contact with snow or foliage no contacts result!

The best of the contacts SP7GIQ worked on a daylight path, and ON5AG for a two-way QRP contact. However, two new ones have been confirmed by way of cards from UB5JBB and W1KM.

**Luciano Marquardt** in Hereford has been pleased by cards from 5N00BA, AP2JZB, and ZB2JL. Luciano has logged 123 countries since the start of the year. For the current period, there are Europeans on 1.8MHz, while on 3.5MHz I see LU6FFL for South America, several parts of North America, and some ZLs. Perhaps the best on 7MHz was YS1AG.

Without a doubt, C31SD has to be favourite on 14MHz. Scrappy conditions didn't help on 21MHz where UZ9MYL, 3X0HLU and ZLs were heard.

Iceland is the place from

H. R. H. Prince

Talal Bin Abdel Aziz Al Saud

P. O. Box 195

Riyadh, Saudi Arabia



H Z I T A

To Radio G3KFE

Confirming our Phone

QSO of 25/9/76 G.M.T. 1515

Freq. 14 MC.

R 5 S

We give G3KFE the card.  
In and Bel ex. 73.

Signed  
Talal Al Saud

If you have an interesting QSL card or report, make sure you send it to Paul at 287 Heoly-Y-Coleg, Vaynor, Newtown, Powys, Wales SY16 1RA.

where **Geoff Crowley** now listens from Hafnarfjörður. He notes how the higher bands have clammed up, and the lower ones came into their own this time.

Geoff is now learning Morse with a view to a 'ticket' to join the 200 other TF call signs on the air. But perhaps the most interesting one for Geoff was hearing G4RQZ working ZP5XHP from his farm tractor - not bad, a hobby which lets you chat to Paraguay while you work!

Out of the past comes **Dennis Shephard** in Earl Shilton (Leicestershire). He has got hold of a Trio 9R59DS receiver.

The antenna is a Windom arrangement, single wire fed, one third along the top. The length of the top is three half-waves (some 32m long) on 14MHz.

On 3.5MHz the Windom presented Dennis with a string of ZLs, ZP5JCY, YS1RRD, Z22JE for Africa, and a couple of TI stations. Over on 28MHz ET3DX was maybe the rarest. This and all the others being N-S oriented, show us how the sunspot level has deteriorated since the peak of the cycle.

### Correspondents Puzzled

One or two correspondents were puzzled by SORASD. The S0 prefix for the West Sahara Republic. The route for cards is to the Lynx DX Group in

Spain (EA2JG). **Gordon Robertson** in Saltash (Cornwall) mentioned this one, heard between the hours studying for the RAE - Good Luck!

Another hearing of SORASD was by **Tim Allison**, also in Saltash, with his HF225. Tim listens to the Desert Storm Net on 14.280MHz, now at 1700Z on Tuesday and Saturday.

An Eddystone 870A is the tool used by **John Collins** in Birmingham. John is mainly a night-owl, listening from around 2300 onwards.

Our next two listeners have to be lumped together; **Andy Wright** is in Sawley, and has an R2000, a.t.u., 25 metres of wire, and a BP34 audio filter as back-up.

**Gerald Bramwell** in Swinton (Greater Manchester) is a dedicated s.w.l. and says he has no intention of taking a licence - but he certainly catches most of what's about, on sideband, f.m., RTTY, and c.w.

Finally, there's **Viv Franklin** in Swinton. Viv has occupied time since being made redundant rebuilding the shack in a box room. This is now done, and all continents are noted in the log with 3X0HLU possible the pick of the crop. I hope Viv is 'fixed up' as soon as possible. That's all for now, usual mid-month deadline, and address as in the picture caption above. 'Bye now!'

E N D



*This month in his monthly look into the world of amateur radio in orbit, Pat Gowen G3IOR provides the latest MIR news and information on both current and coming amateur satellites.*

The Current MIR crew, Flight Commander Gennady Manakov U9MIR and Flight Engineer Alex Poleschuk R2MIR are active on 145.55MHz f.m. voice, and on packet as mailbox R2MIR-1. The 'digital memory microphone' built for them by DL2MDE has been in use. It's been putting out a greetings message recorded by Alex R2MIR every three minutes.

Although ESA now have control of MIR, the future plan is still for Vassily Zibliev R3MIR and Alexander Serebrov R4MIR to man the space station from 1st July to 24th November. For the first three weeks of this mission they will play host to visitor Jean-Pierre Haignere who will be using his French callsign.

The MIR crews will continue to use the on-board gear, including the Yaesu FT-290R 144MHz f.m. 2.5W and the Icom IC228A/H 5/25W transceivers. These work into the external hull-mounted ground plane antenna.


The crews will also have a TNC-PacComm HANDIPACKET packet controller (pictured in 'Packet Panorama') with an PC/AT Laptop. Also on board, there's the Austrian AREMIR system, a DJ-120 ALINCO transceiver, and a TNC-2 plus packet controller.

### More New Satellites

The AMSAT Argentina organisation are adding to their already operational LUSAT-1 with a new satellite AMSAT-LU-2. The new satellite, which should be launched by the end of this year, will include a programmable digtalker. This facility will provide up to two minutes of digital voice recording time.

The AMSAT-LU-2 will also carry an f.m. transponder repeater that will operate on Mode 'B', up-link in the 435MHz spaceband, downlinking in the 145MHz spaceband.

The satellite's beacon will downlink telemetry in



**Fig. 1: A mock up of the prosed PANSAT satellite**

standard 1200bps AX.25 packet format. The digtalker will also be very similar to AMSAT Brazil's 'Dove' OSCAR-17 and the Russo-German RS-14/OSCAR-21. The plan is to attach LU-2 to a Russian satellite primary mission.

Further details and frequencies will be published in 'Satellite Scene' as they are made available. But in the meanwhile any comments, suggestions, requests or proposals are welcomed by AMSAT Argentina. Packet mail sent to LU7AA @ LU7AA.CAST.ARG.SOAM will find them, or you can send it @LUSAT, @PACSAT or via UO-22.

### Navy Satellite

The United States Naval Postgraduate School (NPS) in Monterey California, is developing PANSAT. The acronym stands for 'Petite Amateur Navy Satellite'.

In effect PANSAT takes the form of yet another store-and-forward packet radio satellite, but this time with a difference. The difference is that the signals used to access the satellite will employ direct sequence modulation Spread Spectrum techniques.

The proposed PANSAT will be a 150lb weight, 19in diameter spacecraft, as seen in the mock-up in Fig. 1. It will run AX.25 1200bps with

full duplex facilities on 435.250MHz with 1MHz bandwidth. In addition to evaluating the performance of spread spectrum within the amateur radio community, PANSAT will investigate low jamming and low intercept possibilities while providing low cost over-the-horizon message exchange and orbital mailbox facilities.

### Transmitter Output

The PANSAT transmitter's output is planned to be some 5W (7dBW) to a 0dB gain tangential turnstile antenna. Intending users should

There's also a kit for a simple low cost modem and r.f. package under development


**Editorial reminder: See 'Spreading The Spectrum - Amateur Communications Of The Future?', by Phil Cadman G4JCP published in the April issue of PW.**

### Intermittent And Postponed Satellites

Leo Labutin UA3CR, reports that RS-15, the new amateur satellite expected to be in its 2300km altitude 67° inclination orbit by now, may now have its launch postponed to the end of this year. Well, as the old adage says, 'All good things are worth waiting for!'

The second Japanese 'FUJI' satellite, better known as OSCAR-20, has been intermittent in operation in both of its modes for many months. Now, with the eclipse period diminishing more transponder activity is possible.

In June FO-20 will be in full sunlight. The JARL FUJI Command station, pictured in Fig. 2, has every hope that the battery condition will then permit the simultaneous



**Fig. 2: The Japanese Amateur Radio League's (JARL) FUJI satellite command station**

require no more than 1W (0dBW) to a simple quarter-wave ground plane (2.15dBi). Or for even better results, a simple turnstile antenna should work well.

Because spread spectrum techniques are relatively unknown in amateur radio, NPS intend to make details available.


and continuous operation of both the 'JD' digital and 'JA' analogue transponders.

That's the lot for this look at amateur radio in orbit, see you next time.

**E N D**



# Report



*This month David Butler G4ASR has news of recent openings via tropo, aurora and Sp-E on the v.h.f. bands. There's also details about Sp-E propagation and how you can use it to make long distance contacts on the 144MHz band. If you're a 50MHz operator you can read about the many Russian expeditions taking place this summer.*

This month I've news of recent openings via tropo, aurora and Sp-E on the v.h.f. bands. There's also details about Sp-E propagation and how you can use it to make long distance contacts on the 144MHz band. If you're a 50MHz operator you can read about the many Russian expeditions taking place this summer.

During the period April 27-28 there was some good tropo conditions to Scandinavia and to the far north of the UK. But other than that, the v.h.f. bands have been generally uninspiring.

The operator at OZ1BUR (JO46) was reported to have worked over 100 G-stations on the 144MHz band during the evening of April 27. Conditions were also good on the 430MHz band and many contacts were being made into DL, ON and PA. Other notables included OZ9FW (JO65) and OZ9IT (JO46).

By the evening of April 28, the north-south path was giving the best results and v.h.f. operators in central England reported 'rock-crushing' signals on the 144MHz band from a number of GM stations including GM4IPK (IO99) and GM0ILB (IP90) up on the Shetland Isles. Over in the rare locator square of IO97 the stations of GM1TDU, GM4NHI and GM7EY/M were kept busy giving away contacts.

## Auroral Openings

I've had reports of a number of auroral openings during April. At my QTH I noted events on April 4, 5, 6, 8, 9, 13 and 21. The event on April 4 without doubt being the best of the period.

Reports indicate that the event started around 1600UTC. It continued for some four hours before fading out at 2000UTC.

A second phase commenced at 2200UTC.

This rumbled on through the night with auroral signals still being heard at 0700UTC the next morning.

Activity during the main event was quite high with many QSOs being made on the 50MHz and 144MHz bands. Contacts were made all around the UK on the 50MHz band, and a number of operators also reported making contacts with OH3MF, SM3JGG, SM7BAE and SM7FJE.

Up on the 144MHz band, one of the loudest stations to be heard was GM4IPK (IP90) located on the Shetland Isles. He is using a group of four 9-element OZ5HF Yagis to good effect.

Highlight of the event however, was UZ2FWA (KO04) who was putting in a tremendous c.w. signal. He was worked by many operators around the UK.

Other stations of note included LA2PHA (JO38), OZ8ZS (JO55), SM4HFI (JP70), and SM7ATL (JO86). There was also OH1AWW (KP10), OH2BNH (KP20), YL2MB (KO27) and the usual crop of DL, ON and PAs.

The event on April 5 was relatively unexciting. If you were prepared to dig deep, a small number of LA and SM stations could be found. Other events during the month were fairly weak and mainly of the 'Scottish' type.

"What luck!" reports **Gavin Stirling GM7LVI** (Edinburgh). Being a student in Aberdeen, Gavin normally misses most auroras but because of the Easter holidays he was fortunate to catch the event on April 4.

After dashing up the road to borrow a Morse key from a friend, he put out a call at 8w.p.m. and was immediately called by an OZ station. Unfortunately he was sending too fast and Gavin couldn't remember the Q-code for slow down. (It's QRS by the way).

By the time he had found the information (from a local station on f.m.) the OZ had disappeared. After a few CQ calls he got a reply from

GI4OWA and his first ever c.w. auroral contact was in the log. Gavin says the bug has now bitten and the c.w. will be improved.

Good luck Gavin with the c.w. Keep it up and then you'll discover how easy it is to work the real DX!

## Sporadic-E

During the summer months, especially between May to August, the E layer of the ionosphere becomes charged up. Patches or 'clouds' of ionised metals sporadically form (hence the name Sporadic-E) creating a reflecting 'mirror' at a height of approximately 110km.

Signals, sometimes as high in frequency as 220MHz, can be reflected off these clouds to create spectacular openings on the v.h.f. bands. When Sp-E appears on the 50MHz band, it's normal to find one-hop signals on an almost daily basis from stations up to 2000km away. The number of openings on the 144MHz band will be much less, but the skip distance will be generally the same.

On the 144MHz band most openings (but not all) will be to the south-east of the UK. So keep a look out for stations in EA, HG, I, IS, IT, YU and 9H. And, if you're lucky enough you might even hear Seghir 7X2DS (Algiers) who is now active on s.s.b. and c.w. from locator JM16SP.

Conditions on the 144MHz band during the 1992 Sp-E season were not very good. Despite this, there were many auroras to compensate.

Looking back in the log I noted only six openings at my QTH. Contacts were made with Italy on May 30, June 6 (two openings) and June 7.

On June 22 I made 103 s.s.b. contacts in 100 minutes with stations in 9 countries. These included 60 x YU, 17 x I, 12 x OE, 5 x DL, 4 x SP, 2 x HG, LZ, SV and YO.

On the following day c.w. contacts were made into Russia with RA3LW and UC2CBZ. Note the predominance of stations to the south-east. On the 50MHz band you'll hear signals from all over Europe, sometimes all at the same time!

If you're really clued up, you'll be looking for the real DX from other continents such as Africa, Asia, South America and North America. Looking at the log book I noted many Sp-E openings during June and July with stations around Europe.

Contacts were also made with stations in other continents. These included CN, EH9, OD, TA, VE, W, ZC4, 4X4, 5B4 and 9K2. So, don't forget to look out for mixed-mode propagation such as Sp-E extending into the trans-equatorial (t.e.p.) path. Typically, contacts can be expected with stations in Southern Africa and South America.

OK, so now you know what to expect. But when will it happen and what preparations should you make?

Although I'll concentrate on the 144MHz band, it's worth remembering that openings on the 50MHz band are exactly the same. However, they occur about 20 times more frequently and are of longer duration. The general exception to is the mixed-mode propagation path where openings can be quite short maybe 10 minutes or so.

As I've already mentioned, most openings will occur during the summer months of June and July. Statistically the best times to listen on the band will be between 1100-1300UTC and 1700-2000UTC.

## Seconds To Hours

Openings can last literally from tens of seconds (most likely meteor enhanced though) through to a few



hours. Normally the opening will be 10-20 minutes in duration, giving you sufficient time to point the antennas in the right direction.

I've briefly mentioned already that most of the openings will be to the south-east of the UK. So, if you park your beam on a great-circle heading of 140°, you won't be far out.

However, always be aware that openings can be in totally different directions. The easiest way to sense this and to monitor the rise in maximum usable frequency (m.u.f.), is to listen on the lower frequency bands.

Start on the 28MHz band and note all the stations and beacons you can hear. This will give you a good idea in which direction (or directions) the propagation path lies.

Now move up to the 50MHz and/or 70MHz bands and repeat the exercise. Signals should be heard in the same general direction. While listening on the 28MHz and 50MHz, bands you should make a mental note of the location of the stations being heard.

As the m.u.f. rises towards the 144MHz band, the skip distance on the lower frequencies decreases. So, for example, if you initially hear 50MHz stations in OK, then DL and then PA you know that the m.u.f. is on the way up and it's time to listen on the 144MHz band.

Some people also like to monitor Band II f.m. frequencies and beacons on the 144MHz band. Personally, I think this is a waste of time and you won't go far wrong by monitoring the calling frequency on 144.300MHz.

Apart from directly monitoring the band, you may also find it useful to keep a note of the sun's geomagnetic activity. And keep an eye on the weather maps too.

Some 'experts' claim that a K index of 3 or less is required for the formation of Sp-E. Jet streams, upper ridge patterns and thunderstorms are weather features which, although at a much lower height (10km) than Sp-E (110km), have also been suspected as being a trigger for this mode of propagation.

## A Few Surprises

Normally most contacts will be made on s.s.b. But don't

discount using f.m., as this mode can provide a few surprises.

Not many operators use c.w. during these type of openings. Despite this, it's useful when working stations who can't speak English!

The important thing to remember though, is that the distant station must understand what you're saying. You must be clear and concise and know what you want to say. Don't use 'fancy' phonetics.

Some operators like to tune around the band and then call any DX station they hear. Personally, I prefer to call CQ and see what comes back.

Even if you run low power I believe the latter method will give you more contacts. Try it and see!

## The 50MHz Band

Now it's time to look at 50MHz in detail. But, apart from the auroras that I've already mentioned, very little in the way of DX was reported on this band during April.

One solitary Sp-E opening on April 27 between 1430 to 1630UTC was all that appears to have occurred. **Terry Chaplin G1UGH** (JO02) reported making five s.s.b. contacts with stations in Malta, a similar number in Italy and S59AM in Slovenia.

**Dave Storrs G8GXP** (IO93) worked a handful of Italian stations and was also fortunate to find SV10E. Many other operators also reported working 9A2MP in Croatia.

Now I've got news of some expeditions and other 50MHz activity that will be taking place this summer. Stations to look out for during Sp-E openings include C31HK (Andorra), JW5E (Svalbard), JX3EX (Jan Mayen), HV4NAC (Vatican City), OD5SK (Lebanon), RA3A (Russia).

Others include: UC2AAA (Belarus Republic), UL8GC/RL2B (Kazakhstan), and UW0ST (Asiatic Russia). There's also 7X2KT (Algeria), 9K2USA, 9K2WR and 9K2ZR (Kuwait).

In addition to the fixed stations which I've just mentioned, there will also

be a number of expeditions. Larry Khavronin UC2AAA will operate from the south-east corner of Belarus (K051) during early June using the callsigns EW8/UC2AA (correct call sign!), UV8/UC2AAA and EV80.

Last month, I gave details of the proposed activity by DL5BAC and DL9YE from the Belarus Republic. This expedition is now scheduled to run between June 20 and July 3 on both the 50MHz and 144MHz bands.

It has been rumoured that the Ukrainian club station UT4UXU has applied for a 50MHz permit. They may possibly be QRV soon.

Finally, there's news from **Derrick Dance GM4CXP** who mentions that he has 'signed up' for a Lithuanian expedition LY93BDX between July 24 to August 4. Further news of this multi-band activity next month.

## Moonbounce

You'll recall the original 10GHz moonbounce e.m.e. tests (see May issue of *PW*) carried out by Charlie G3WDG and Petra Suckling G4KGC. Well, they've been at it again and a number of improvements have been made to the system.

Elevation and azimuth read-outs have been fitted to the 3 metre diameter dish. The antenna can now be controlled from the comfort of the shack.

A new low-noise amplifier, a waveguide version of the WDG004 preamplifier, has been fitted reducing the overall receiver noise figure to 0.85dB. Tests were carried out on April 2/3 when the moon was at perigee.

By the way, 'perigee' means the closest point a body orbiting the earth comes to the earth. The opposite of this is apogee

which is the most distant point from the Earth for a body orbiting the earth.

Signals are theoretically 2dB stronger when the moon is at perigee compared to apogee. That's not the full story of course, and the best e.m.e. conditions are when full moon, night-time, perigee and a high northerly declination all coincide. Incidentally this won't happen until 1999/2000!


Charlie G3WDG reports that his own echoes (running 22W output) were much stronger at perigee. Charlie calculates that they should have been audible with only 10W output.

Following a brief c.w. QSO with SM4DHN on April 2, a long test was set up with WA7CJO (Arizona) on April 3. It was arranged that he would transmit at power levels of 300W, 100W, 50W, 25W and 10W.

During the tests, at the QTH of G3WDG/G4KGC signals could be copied down to the 25W level. The American station was barely detectable at 10W, nearly 15dB down on the 300W level. This means that it should be possible to copy WA7CJO on a 1.2M dish antenna.

**Well, that's the lot for this month. Don't forget that photographs of your shack, antennas or any v.h.f. activity are especially welcome. Other pictorial items such as QSL cards, awards, certificates etc. are also required. They will all be returned to you. Please send your news to me at: 'Yew Tree Cottage', Lower Maescod, Herefordshire, HR2 0HP or via packet radio @ GB7MAD (the new BBS at Madley Satellite Earth Station) or via the DX Cluster system.**

**E N D**



**Fig. 1: A QSL card from Swedish station SM4DHN, who has been taking part with the e.m.e. tests in conjunction with G3WDG and G4ZKCG.**



# 'RadCom' comes FREE!

Radio Communication is internationally recognised as one of the world's leading journals for the radio amateur and short-wave listener. Published monthly by the Radio Society of Great Britain, it is circulated exclusively to members of the Society and carries wide ranging and authoritative articles, technical reviews and data essential to those seeking to keep themselves briefed on the most up to date developments in the hobby. Regular columns cater for HF, VHF/UHF, microwaves, satellite, data transmission and QRP enthusiasts. Regular constructional articles are supported by a PCB service.



## JOIN THE RSGB TODAY

Membership services include a QSL Bureau, advice on planning permission for aerials and EMC problems, discounts on books and much, much more!

**FOR YOUR FREE 'RadCom'**  
(Now 100 Pages Every Month! Many in Colour)

and a membership pack, post the coupon today, or

**CALL 0707 659015**

— PLEASE SEND YOUR PUBLICITY PACK —

Name .....

Call Sign .....

Address .....

..... PW

To **RADIO SOCIETY OF GREAT BRITAIN**  
Lambda House, Cranborne Road  
Potters Bar, Herts EN6 3JE



### SOLAR PANELS

Special offer: 12" x 6" 12v 80mA Asi pre-wired panels.

1 - £4.50 5 - £18.00 + £1.50 P&P per order

Info sheets - 2 x 1st class stamps

Many other sizes/output panels available.  
Wind generators 25-250W.  
Solar Chargers made to your specifications  
All standard sizes in stock.

Orders/info from:  
R. KEYES, **KEY SOLAR SYSTEMS**,  
4 GLANMOR CRESCENT,  
NEWPORT, GWENT NP9 8AX.

THE INTERNATIONAL GROUP FOR APT, HRPT, ETC.  
INNOVATIONS, CONSTRUCTION, HARDWARE, SOFTWARE

**REMOTE IMAGING GROUP JOURNAL** For All **WEATHER SATELLITE Enthusiasts**  
For a Free Information Pack and Membership details send a large SAE to the Membership Secretary, Ray Godden, RigSub, P.O. Box 142, Rickmansworth, Hertfordshire, WD3 4RQ, England

**AERIAL EQUIP.** Army lightweight 27ft telescopic mast manual operation 5ft closed suitable whip or long wire. £48. Accessory kit. £12. U.H.F. Helical monopole 600/950 Megs in fibreglass ass 31" by 4" dai. by Seimens. £18.  
**DUMMY LOAD RES.** 300 ohm 100 watt non inductive supplied in sets of 6 with clips. £16.50. **VARIAC GENERAL PURPOSE** 240/270v at 2 amps for int mounting new. £26.50. **REMOTE BEARING IND.** Desyn type for 24v DC give full 360° Ind suitable Ae or Wind direction Ind Tx unit & Rx supplied with info. £19. **VOLTMETER ELECTROSTATIC** A.M. standard portable unit reads 6 to 18Kv DC in carry case. £28.50. **ADVANCE FREQ COUNTERS** TC.8 bench unit freq to 32 Megs 7 digit for 240v old but good quality unit tested with book. £34.50. **HEAD & MIKE SET** Amplivox with boom mike 100/500 ohm modern style in grey new condition. £25, also old DLR.5 phones. £7.50. Hand mike No. 3 carbon. £5.50. **MORSE KEYS.** Army adjustable. £8.50. **AMMETER. M.I.** Mil Patt for panel mt 2 to 10 amps 50c flg dia 3 1/4" new. £7.50. **TABLE CASE ASS** modern style inst case with drop down front ext size 17 1/2 x 5 x 10" was used as p.u. load contains fan comp type 4 3/4" 18/30v DC, 13 x 4mm insul term, 3x min swts, 24x misc. W.W. res, LEDs etc new condition. £18.50. **CT542 FM DEV & MOD** Meters 3/300 Megs good condition with info for callers at £25.

Above prices are inclusive, goods ex equipment unless stated new.  
2 x 24p stamps for list 50/1.

**A. H. SUPPLIES**

Unit 12 Bankside Works,  
Darnall Road, Sheffield S9 5HA  
Phone: (0742) 444278

### PORTABLE ANTENNA

FROM BARKER AND WILLIAMSON INC

**MODEL £89.50 inc. VAT**  
**APIO + £3.50 p+p**

Designed for Apartments — Motels — Vacations  
Quick Simple Installation. Operates on 70cms, 2, 6, 10, 15, 20, 30 and 40 metres. All coils supplied. Folds to only 22 1/2 inches long. Weighs less than 2lbs. Supplied with 10ft. RG 58 coax and counter poise. Stainless steel whip extends to 57 inches. Handles up to 300 watts. VSWR — 1.1:1 when tuned.

**COMMERCIAL QUALITY COAX SWITCHES** as supplied to the BBC. Portable and permanent aerials — HF + 2m + 6m filters. Linear amplifier plate and filament chokes.

**THE WORLD FAMOUS B&W AIR WOUND INDUCTOR STOCK** and much much more in the B&W catalogue. Send 50p to the appointed UK distributor for your copy.

**RF ENGINEERING LTD**  
Wootof Lake, Sherborne, Gloucestershire, UK GL54 3PR.  
Tel: 0451 844237 Fax: 0451 844253

Our stockists include Waters & Stanton, Dee-Comm, Photo-Acoustics, Pro-Comm UK, Lee Electronics

## WOTS WOT at HEATHERLITE

Hands FREE microphone systems to fit ALL makes of Mobile and Portable rigs.

PRICED:  
for Portables £16 - £26  
for Mobiles £26 - £42.50  
for Base Stations £43 - £46

Also available a range of desk mics  
— hand mics — extension mobile speakers from £5.50

Send long S.A.E. for price list or visit agents at Ham Radio Store, Hendon  
Jaycee in Scotland

Ring and speak to: ELAINE · SIMON · ANGELA · WENDY

### HEATHERLITE MICROPHONES

75 St Catherine's Drive, Leconfield, North Humberside HU17 7NY  
Telephone: 0964 550577



This month Roger Cooke G3LDI, looks at two new books before bringing you the latest news of another packet group.

Two very good, tutorial style books about packet have been published recently. The first of these books is *NOSINTRO TCP/IP Over Packet Radio, An introduction to the KA9Q Network Operating System* by Ian Wade, G3NRW.

To the average packet user, TCP/IP has always been shrouded in mystique. Admittedly, it's a professional networking tool, and most amateurs have been dissuaded from trying it due to the lack of instructional information.

Look no further than this hands-on operational book. For the beginner, Ian describes all terms and operation. There's not one page of solid text in the book, as these can be quite discouraging to the newcomer!

Two chapters deal with the principles of NOS, including TNC parameters, clients and servers. Then there's a full hardware checkout of your own system. The third chapter, is installation of the software and then learning before going on-air.

### Jargon Explained

Jargon, such as FTP and POP, PING and HOP, are all explained in full. Once you're familiar with the system, Ian explains how to set up your own files and put the system on the air.

The book has 40 pages of appendices, containing valuable reference material. Ian's advice is to speed-read first, then take a more leisurely read, possibly making notes along the way.

The software is available from Ian. But **PLEASE** include a formatted 3.5 inch HD disk with return mailer **PLUS** return postage. This book providing information about a growing networking protocol, is available from the *PW* Book Service, at £11.50 plus £1 p+p UK (£1.75 p+p overseas).

The second book is *Basic Packet Radio* by Joe Kasser G3ZCZ/W3, (Joe is shown in Fig. 1). Printed and




Fig. 1: Joe Kasser G3ZCZ/W3 with Jim Stone 4X1RU, and myself centre, seen at the last year's Amsat Colloquium at the University of Surrey.

published in the USA, the book is now available from the *PW* Book Service, at £19.95 plus £1 p+p UK (£1.75 p+p overseas).

The book is practical and leans heavily toward Lan-Link written, of course, by Joe. There are some 150 pages devoted to the set-up and operation of Lan-Link.

The first few chapters describe how to get started, and to get the best from a BBS, and international mail. However, I feel that the F6FBB server could have been given more space. This software is rapidly gaining popularity and the servers are not used to their fullest extent.

Joe discusses DX-Clusters, some of the more commonly used servers, such as REQDIR and REQFIL. There is an area devoted to Elmer, a Smart-server supplied with Lan-Link. This is an interactive program, in which responses from the program allow the user to obtain information almost as if talking to the sysop.

Both books are a very valuable addition to

anyone's book shelf and I am very pleased to add them to mine.

### Kent Packet Group

The Kent and Essex Packet group (KEPAC) is the latest to be featured here. And it's thanks to **Stan G4EGH @ GB7ICE** for the information.

The initial aim of the group is to set up four nodes, at present two are in service. The node alias's represent KEPAC, N, S, E, or W.

The first node to go into service, was KEPS22 located near Wrotham in Kent, KEPE22 is located at Minster, on the Isle of Sheppey. Node KEPN22 is planned and awaiting equipment, and will be located in South Essex, some 100m above sea level. The other node, KEPW22, will be at Barnehurst, about 8km west of the south end of the Dartford tunnel.

The group is young, with the usual problem of funds. But there's no lack of enthusiasm, judging by the

progress so far...!

When the group has been formally adopted, the members will be consulted for requirements, in order to plan for the future. For the moment however, the efforts are being concentrated into supplying user links, as distinct from BBS mail forwarding routes.

The group is currently run by a 'caretaker committee'. This consists of **Jim G6FCL**, and the secretary is **Kurt G7NCV**.

### Unusual System

I've also had news of an unusual system that relies upon the 'Bratruh Six' transceiver. These transceivers run just 0.5W a.m. on the 50MHz band, and employ a super-regenerative receiver.

The transceiver service area is only 3 or 4km at most. So nodes, linked on 70MHz a.m. are provided to interlink the clusters, with gateways out to the normal network frequencies. Completing the LAN are three private BBSs, all running FBB5.14d software, and handling only mail to/from the sysop.

Well, that's it for another month. Keep the news coming, it really is appreciated. Contact G3LDI @ GB7LDI - QTHR - or (0508) 70278.

73 and Happy Packeting!



Stuck for space? Why not try this small Handipacket from PacComm?

E N D



## ELECTRONICS VALVES & SEMICONDUCTORS

Phone for a  
most courteous quotation

**081-743 0899**  
**Fax: 081-749 3934**  
**Telex: 917257**

**We are one of the largest stockists of valves etc, in the U.K.**

COLOMOR (ELECTRONICS) LTD.

170 GOLDHAWK ROAD  
LONDON W12 8HJ

## PACTOR

Why pay over £200 to join in the fun of the latest HF digital mode? This user friendly system includes all the unique PACTOR features like data compression, Memory-ARQ and automatic 100/200 Baud operation. Pactor is much better on HF than Packet Radio.

Complete RX & TX system for IBM PC/AT (286 or faster)

AMTOR + PACTOR + RTTY

Send SAE for full details

Modem and G4BMK software: **ONLY £129**

Add PACTOR to your existing BMK-MULTY: **ONLY £35**

**GROSVENOR SOFTWARE (PW)**

State callign, disk size, and 9 or 25 pin RS232

2 Beacon Close, SEAFORD, East Sussex,  
BN25 2JZ. Tel: (0323) 893378

Also available: CW, FAX, SSTV, TUNER

## Adapt-A-Mast

- Lifts to 25ft • Wall mounting
- Complete with all brackets, cable and winch
- Accepts 2in stub mast • Adaptable to tilt-over
- Available bare steel or hot dip galvanised BS729
- Simple four bolt installation

**Only £150** (self finish)

**£180** (galvanised)

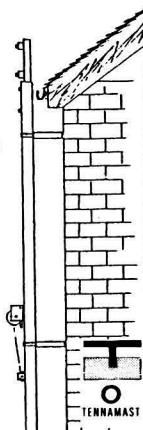
**Call 05055 3824**

or write to

**TENNAMAST SCOTLAND**

**81 MAINS ROAD**

**BEITH, Ayrshire KA15 2HT**



**G6XBH**

**G1RAS**

**G8UUS**

## VISIT YOUR LOCAL EMPORIUM

Large selection of New/Used Equipment on Show

AGENTS FOR:

**YAESU • AZDEN • ICOM • KENWOOD • ALINCO**  
Accessories, Welz Range, Adonis, Mics, Mutek Pre-Amps  
Barenco Mast Supports, DRAE Products, BNOS Linears & PSU's  
★ ERA Microreader & BPS4 Filter, SEM Products ★

★ Full range of Scanning Receivers ★

AERIALS, Tonna, Full Range of Mobile Ants, Jaybeam

BRING YOUR S/H EQUIPMENT IN FOR SALE

JUST GIVE US A RING


## Radio Amateur Supplies

3 Farndon Green, Wollaton Park, Nottingham NG8 1DU  
Off Ring Rd., between A52 (Derby Road) & A609 (Ilkeston Road)  
Monday: CLOSED. Tuesday-Friday 10.00am to 5.00pm. Saturday 9am to 4pm

**Tel: 0602 280267**


R.A.S. (Nottingham)

R.A.S. (Nottingham)



### AR300XL Aerial Rotor, Control Unit and Alignment Bearing

Rotor unit type AR300XL and control console. Continuous indication of beam heading. Clamps to 2in (52mm) max. mast and take 1/4in (38mm) max. stub mast. 'Offset' type mounting. Vertical load carrying 45kg. Special offer **£49.95** plus £4.95 p&p. AR1201 Alignment (support) bearing. Allows greater/higher head loads. Fitted above rotor. **£18.60**.



Plus full range of Revco Diagonics, air/marine antennas, rotators and all aerial hardware.


## AERIAL TECHNIQUES

11 Kent Road,  
Parkstone, Poole,  
Dorset BH12 2EH.  
Tel 0202 738232  
Fax: 0202 716951

### LATEST CATALOGUE


Send £1 for our glossy 34 page catalogue, which you will receive back by return of post.

- ★ Multi-standard TVs & VCRs
- ★ Satellite Equipment
- ★ Signal Strength Meters
- ★ TV DXing Equipment
- ★ Rotators
- ★ Masthead Amplifiers
- ★ Filters
- ★ Accessories



# C.M. HOWES COMMUNICATIONS

## TOP QUALITY HOWES KITS!



### THREE BAND SSB/CW RECEIVER: £58.30

- 10, 12 & 15M Bands • Printed and punched front panel. • All aluminium case • "S Meter"
- Slow-motion Dial • SL6440 Mixer • Active Filter • 1W AF output for 'speaker' or 'phones'
- very sensitive • wide dynamic range • Matching transmitter kits available to enable expansion into transceiver • Modules also available ready built.

DXR10 Receiver kit (£27.50) + DCS2 Meter kit (£10.90) + HA10R Hardware (£19.90) = £58.30

### MONO BAND SSB/CW RECEIVER: £48.70

- Easy to build • Printed and punched front panel. • All aluminium case • "S Meter" • Slow-motion Dial • FET Balanced Mixer • 1W AF output for 'speaker' or 'phones' • Matching transmitter kits available to enable expansion into transceiver • Available for 20/30, 40, 80 or 160M amateur bands + 5.45MHz HF Airband. • Modules also available ready built.

DCRx Receiver kit (£16.90)  
+ DCS2 Meter kit (£10.90)  
+ HA80R Hardware = £48.70



When you build a **HOWES** kit, you know that you are dealing with well designed equipment that has full technical support, and a wide range of matching accessory kits to enable you to build up your station in easy stages!

Mail Order to: **Eydon, Daventry,  
Northants NN11 6PT**  
**Tel: 0327 60178**



### ACTIVE ANTENNAS


	Kit	Assembled
<b>AA2</b> 150kHz to 30MHz Broad-band, IP3 +38dBm	£8.90	£13.90
<b>AA4</b> 25 to 1300MHz Broad-band neat, compact antenna	£19.90	£27.90
<b>AB118</b> High Performance VHF Air-band Antenna	£18.80	£25.90

### ACCESSORIES

<b>DFD4</b> Digital Read-out for superhet radios	£49.90	£69.90
<b>CTU30</b> All HF bands + 6M ATU for receiving or 30W TX	£39.90	£46.90
<b>CV100</b> Adds Medium & Shortwave to VHF scanners	£27.50	39.90

### TRANSMITTERS

<b>CTX</b> 40 or 80M Band versions very popular QRP TX	£15.50	£22.90
<b>MTX20</b> 20M 10W CW TX - work the World!	£29.90	£39.90
<b>AT160</b> Dual Band 80 & 160M AM/DSB/CW .5 to 10W PEP	£39.90	£62.90
<b>HTX10</b> 10 & 15M SSB/CW Exciter (matching PA etc. available)	£49.90	£79.90



## SUPER RECEIVER ACCESSORY!

### DUAL BANDWIDTH AF FILTER: £29.80

- Hot up your radio's selectivity • Sharp SSB/Speech filter with faster roll-off than IF crystal filters! • 300Hz bandwidth CW filter • Printed and punched front panel • All aluminium case • Simply connects between radio and external 'speaker' or 'phones' • Suits all general coverage receivers and transceivers • Excellent receiver upgrade!

ASL5 Filter Kit (£15.90) + HA50R Hardware (£13.90) = £29.80

PLEASE ADD £4.00 P&P, or £1.50 if only ordering electronic kits.

HOWES KITS contain good quality printed circuit boards with screen printed parts locations, full, clear instructions and all board mounted components. Sales, constructional and technical advice are available by phone during office hours. Please send an SAE for our **free catalogue** and specific product data sheets. We have lots more kits in the range! Delivery is normally within seven days.

**73 from Dave G4KQH, Technical Manager.**



*Peter Shore reports on the month's broadcasting on the short wave bands.*

What benefits accrue to countries which spend the equivalent of millions of pounds on a broadcasting service which goes overseas? It's a question taxing several governments at the moment, notably those in Stockholm and London.

Radio Sweden faces a cut of up to one third of its operating budget of around 45 000 000 Swedish kroner (£4.5 million) which could severely curtail its output, including the ending of some of its language services such as French and Spanish. The station's English service has a reasonably faithful following, particularly to its weekly *Mediascan* programme, hosted by George Wood.

But does this following think highly of Sweden as a result of listening to the station, and can it influence opinion makers? The point is debatable, for while it is pleasant for listeners like you and I to tune in to find out what is happening in Sweden, I doubt whether Warren Christopher, US Secretary of State, or Douglas Hurd, the British Foreign Secretary, ever tune in.

So why should the Swedish government continue to support an English service, or any other service? There may be a case for retaining Swedish for Swedes abroad, and the Estonian and Latvian services, however, and these are unlikely to close.

Another station which can count listeners amongst cabinet ministers and prime ministers the world over is our own BBC World Service. Its budget, from the Foreign Office, is around £170 million.

### World Service Funding

World Service funding for the three years from 1994 to 1997 is currently being discussed. And, as part of

overall savings to be made by all government departments, the Foreign Office wants to lop somewhere between £8 million and £13 million from the World Service's annual budget.

Members of Parliament are protesting against the proposals and an unprecedented number - more than 260 - signed an Early Day Motion at the end of April. This action gained quite significant coverage in the British press, including some very supportive leaders.

As a result of one leader in the London *Evening Standard*, a Foreign Office Minister was moved to respond. The Minister stated that the World Service's budget has increased significantly in the past few years and that efficiency has improved so much that cuts of the order suggested would not make a great impact. Time will tell whether this is the case!

Radio Vilnius in Lithuania continues to have problems affording Russian transmitter hire as the price keeps going up! The station has now cut back considerably and mostly uses its own low-powered short wave transmitter which radiates just 50kW.

The current schedule of Radio Vilnius is: 1900-1930 in English on 9.71; 2100-2130 in Lithuanian on 9.71; 2130-2200 in English, also on 9.71; 2300-2330 in English, Monday to Friday only, on 11.75 MHz and 2330-0000 on Saturday and Sunday in Lithuanian on 11.75 MHz.

But it is not all doom and gloom this month, for there's news of a new English language service from the overseas service of Tajik Radio in the former Soviet Republic of Tajikistan. Radio Tajikistan already operated an overseas service in the Dari and Persian languages, and added English at the beginning of May.

The station announced that English would be heard at 2145 local time (1745 GMT), presumably on the

existing external service frequencies of 4.635 and 7.245 MHz. If you hear this station, please drop a line to me at the *PW* Editorial Offices.

### Radio Australia

Radio Australia's summer schedule has suggestions for listeners in Europe including 0730-0900 GMT on 21.595 MHz; 0900-1300 on 21.725; 0730-0830 on 15.24; 1430-1800 on 9.56 and 13.755 and 1800-2300 on 5.88 and 7.26 MHz.

Correspondent **Laurence Mason in Hassocks, West Sussex** reports good reception on the 13MHz frequency during the afternoon throughout the winter months. Perhaps this will continue during summer in the northern hemisphere.

Radio New Zealand has introduced a new frequency for the Pacific, using its new antenna array which can work on frequencies as low as 6MHz. The station now uses 6.035MHz between 1650 and 2130 GMT.

Bulgaria may soon be using two out-of-band frequencies following tests in April. Keep an ear on 15.675 and 15.72MHz during the European daytime for a signal from one of the 50kW transmitters the station owns.

Radio Korea is now being heard more clearly in Europe as a result of the introduction of relays from the BBC's Skelton transmitting station near Penrith in Cumbria. The programmes are fed from Seoul by satellite and then relayed on 6.035MHz between 2030 and 2230 GMT, with English heard daily at 2030, followed by French and then German.

English to Europe from Korea is also heard at 0800 on 7.55 and 13.67MHz, direct from Asia. Radio Korea is also relayed by Radio Canada to North America from the Sackville transmitting station.

### Changed Frequency

The World Service of the Christian Science Monitor changed some frequencies at the beginning of May. European transmissions are now heard at 0600-0800 on 9.87 and 9.84MHz; 0800-1000 on 11.705; 1400-1600 on 15.665; 1800-2000 on 17.51 and 15.665; 2000-2200 on 15.665 and 17.51 and 2200-0000 on 15.665MHz.

Radio Portugal, report that they have changed frequencies. The new frequencies are: Europe 9.870MHz at 1800UTC, Middle East 21.515MHz at 1430UTC, and Africa on 17.900MHz at 1900UTC. Services to the Americas are as previously announced.

A while ago I mentioned that basic equipment could often work very well for international reception, a view heartily endorsed by Laurence Mason. Laurence wrote to say that he has listened on less expensive domestic equipment for the last 40 years.

Laurence spent 20 years repairing the Soviet-made Astrad and Vega radios as a profitable hobby. He still has quite a collection of old sets and unused spare parts, together with circuit diagrams and p.c.b. plans. Laurence says that anyone seriously interested in these sets would be welcome to anything he has, as he is no longer able to undertake repair work. If you are interested, contact Laurence on (0273) 844414.

**And that wraps up this month's tour of the broadcast bands. If you have any comments or suggestions, please drop me a line at the *PW* offices and let me know. Until next time, good listening.**

**E N D**



# ARCAD E

## The PW Shopping Arcade

Welcome to the *Practical Wireless* 'Arcade'. In this section of the magazine, you'll be able to find all those important services 'under one roof' - just like the shopping arcades you see in the High Street.

Let your eyes 'stroll through' the Arcade every month and you'll find all departments open for business including: The Book Service, PCB Service, Binders and details of other *PW* Services. Make a regular habit of 'visiting' the Arcade, because in future, you'll have the chance of seeing special book offers and other bargains. And don't forget, this Arcade is open wherever you're reading *PW*!

## Services

### Queries:

Practical Wireless,  
PW Publishing Ltd., Arrowsmith Court,  
Station Approach,  
Broadstone, Dorset BH18 8PW.

We will always try to help readers having difficulties with *Practical Wireless* projects, but please note the following simple rules:

- 1: We **cannot** deal with technical queries over the telephone.
- 2: We **cannot** give advice on modifications either to our designs, to commercial radio, TV or electronic equipment.
- 3: All letters asking for advice **must** be accompanied by a stamped self-addressed envelope (or envelope plus IRCs for overseas readers).
- 4: Make sure you describe the problem adequately, with as much detail as you can possibly supply.
- 5: Only one problem per letter please.

## Back Numbers

Limited stocks of many issues of *PW* for past years are available at £2.00 each including post and packing. If the issue you want is not available, we can photocopy a specific article at a cost of 85p per article or part of article.

Over the years, *PW* has reviewed many items of radio related equipment. A list of all the available reviews and their cost can be obtained from the Editorial Offices at Arrowsmith Court, Station Approach, Broadstone, Dorset BH18 8PW for a stamped self-addressed envelope.

## Binders

*PW* can provide a choice of binders for readers' use. Plain blue binders are available, each holding 12 issues of any A4 format magazine. Alternatively, blue binders embossed with the *PW* logo in silver can be supplied. The price for either type of binder is £5.50 each (£1 p&p for one, £2 for two or more).

Send all orders to PW Publishing Ltd., FREEPOST, Arrowsmith Court, Station Approach, Broadstone, Dorset BH18 8PW.

## Constructional Projects

Components for *PW* projects are usually readily available from component suppliers. For unusual or specialised components, a source or sources will be quoted. Each constructional project is given a rating to guide readers as to the complexity.

**Beginner:** A project that can be tackled by a beginner who is able to identify components and handle a soldering iron.

**Intermediate:** A fair degree of experience of building radio or electronic projects is assumed, but only basic test equipment will be needed to complete any tests and adjustments.

**Advanced:** A project likely to appeal to the experienced constructor. Access to workshop facilities and test equipment will often be required. Definitely not for the beginner to attempt without assistance.

## Mail Order

All items from *PW* are available Mail Order, either by post or using the 24hr Mail Order Hotline (0202) 659930. Payment should be by cheque, postal order, money order or credit card (Mastercard and Visa only). All payments **must** be in sterling and overseas orders **must** be drawn on a London Clearing Bank.

## PW PCB Service

Enquiries, orders and remittances should be sent to:

**Badger Boards, 87 Blackberry Lane, Four Oaks, Sutton Coldfield B74 4JF. Tel: 021-353 9326,** marking your

envelope *PW* PCB Service. Cheques should be crossed and made payable to **Badger Boards**. When ordering please state the article title as well as the board number. Please print your name and address clearly in block capitals and do not enclose any other correspondence with your order.

We have talked to Badger Boards about the club and group discount on orders, and they are happy to continue this service. Club secretaries and group leaders should contact Badger Boards direct for the new discount rates.

Please allow 28 days for delivery.

Board	Article (Project) Title	Issue
WR314	UHF Pre-Amplifier	Dec 92
WR313	10MHz Transmitter	Nov 92
WR312	Receive/Mixer (Getting Started)	Nov 92
WR311	Oscillator BFO (Getting Started)	Sept 92
WR310	1.2GHz Pre-scaler	Aug 92
WR309	Volt Reg/Divide by 100	Aug 92
WR308	TTL 1MHz Oscillator (Getting Started)	July 92
WR307	Crystal Checker (Getting Started)	June 92
SET	<b>WR303/304/305/306</b>	Apr 92
	Inductance Bridge	
WR302	GDO (Getting Started)	Apr 92
WR301	Challenger Receiver	Feb 92
WR300a	OSCAM Oscillator	Mar 92
WR300	OSCAM Amplifier	Feb 92
WR299	Multivibrator (Getting Started)	Jan 92
WR297/298	Additional Beaver boards	
SET	<b>WR295/296</b> PW Beaver	Oct 91
SET	<b>WR292/293/294</b> Chatterbox	Aug 91
SET	<b>WR290/291</b> Robin Freq. Counter	Aug 91
SET	<b>WR292/293/294</b> Chatterbox	Aug 91
WR289	Meon-4 (Control)	Jul 91
WR288	Morse Master	Jun 91
WR286	Meon-4 (RF PA)	Jun 91
WR287	Morse (Speedbrush)	May 91
WR255	Meon-4	May 91
WR285	Scope Probe PSU	Apr 91
WR284	Scope Probe	Apr 91
WR283	Sudden Receiver	Mar 91
WR282	Repeater Toneburst	Feb 91
WR281	High Voltage PSU	Jan 91
SET	<b>WR263/264 +WR276-80</b>	Jul 90
	Marland Transmitter	Sep 90
WR272	NiCad Recycler	Jun 90
WR275	Low Voltage Alarm	Jun 90
WR273	Valve PSU	May 90
WR274	RX Attenuator	May 90
WR271	Product Detector	Apr 90
WR270	Badger Cub	Apr 90
WR269	Glynme	Feb 90
WR268	Irwell (RF PA)	Feb 90
WR264	Irwell (Relay)	Feb 90
WR263	Irwell (VFO)	Jan 90
WR267	PW 49'er	Jan 90
WR266	Tuned Active Antenna	Jan 90
WR265	Tuned Active Antenna (PSU)	Jan 90
WR199	Meon 50MHz Transverter	Oct 85
WR161	Marchwood 12V 30A PSU	Jul 83

CALL BADGER BOARDS ON 021-353 9326 FOR UP-TO-DATE PRICES

Please use the order form on page 65  
for **all** items in the *PW* arcade.

Practical Wireless, July 1993



# BARGAIN BASEMENT

## For Sale

**Brand new CBs sale:** Jesan KT2202 and Uniden PRO 620 base set. Altai base power mic. **Wanted: RTTY board for NRD-525.** Light-weight rotator. Log periodic antenna. G4MH mini beam or similar. Tom, Kettering. Tel: (0536) 522007 anytime.

**Eddystone models EC10,** £75. 730/4, 770/R, 770U/2, £95 each all v.g.c. I still need an 870/AEB35 and Panadapter any model. Also S-meter and round speakers. Mr Lepino, Surrey. Tel: (0374) 128170 or FAX: (0372) 454381.

**Farnell oscilloscope DTV20,** g.w.o. Dual trace, 20MHz, component tester, x-y-z modes with service manual, £220 o.n.o. **Wanted 1947 ZenithTransoceanic suit case receiver** and Bush AC3 any condition. Mr Banks, Luton, Beds. Tel: (0582) 419154 evenings.

**Hallicrafters Skydrider Defiant SX24,** two Cossor oscilloscopes, several boxes of assorted valves, moving coil meters, 1940s utility war-time valve radio, five-valve Marconi leather suit case radio, two Grundig reel-to-reel tape recorders and various other items, offers please. Tel: (0993) 702684.

**Heathkit transceiver SB-104A** complete. New a.t.u. HC-400L. G5RV antenna. Eddystone RX940 and many kits and components, etc., £500 o.n.o. **Exchange for all band QRP station equipment** considered. Andrew G4RCY, North Petherton, Somerset. Tel: (0278) 662592.

Write your advertisement in BLOCK CAPITALS - up to a maximum of 30 words plus 12 words for your address - and send it together with your payment of £2.35 (cheques payable to PW Publishing Ltd.), or subscriber despatch label and corner flash to: **Donna Vincent, PW Publishing Ltd., Bargain Basement, Arrowsmith Court, Station Approach, Brodstone, Dorset BH18 8PW.** Subscribers must include the despatch label bearing their address and subscription number to qualify for their free advert. Adverts published on a first-come, first-served basis, all queries to Donna Vincent on (0202) 659910. Advertisements from traders, or for equipment that is illegal to possess, use or which cannot be licensed in the UK, will not be accepted. No responsibility will be taken for errors.

**Kenwood Trio 144MHz** hand-held transceiver with mobile power supply, two battery cases and soft cover, extended range, £130. Tel: (0384) 258549.

**PC internal modem card** with comms software, £100 o.n.o. Epson FX1050 9-pin wide carriage printer, £130. HP 7475A 6-pen plotter, £100, HP Laserjet, £150. Tel: (0482) 815625.

**PCSWL and PCFAX** by Comar Electronics, brand new, duplicated gift, never used, cost £180 will accept £130. ICS FAX-1 as new 14 months old, can be seen working, £200. G6XNQ, Bristol. Tel: (0272) 615713.

**R216 v.h.f receiver** 19 - 157MHz a.m., f.m, c.w. complete with original mains power supply unit and manual, £65. Buyer collects/inspects. Tel: (0684) 564713.

**Racal RA17W** (0.5 - 30MHz) valved receiver, in excellent working order, with i.f. converter (12 - 980kHz) in a metal cabinet, photocopy of manual, £150 o.n.o. May take R209/210 receiver in part exchange. Tel: Warrington (0925) 726903.

**RCA 88D** one owner from new, manual, full set of spare unused spare valves

not used to excess, £75. Mr Green, 29 Packman Drive, Ruddington, Notts NG11 6GF. Tel: (0602) 841147.

**T4188** p.a. unit, Ex-air Ministry, designed for 200W a.m. (600W p.e.p.), pair 4X150s with manual, Roller Coaster input/output tuned, tuning scale meter, case. Buyer collects. 8 x 8 x 12in, £50. Derek, Stratford-upon-Avon. Tel: (0789) 297158.

**Tektronix oscilloscopes:** Type 453, £250. Type 465B with DM44 multimeter, £500. Tel: 041-942 8263.

**Yaesu 767B**, 2 years old, excellent condition all modules (144, 50 & 430MHz) fitted. 100W on h.f. Mains powered, £700 off list at £1350. Possible part exchange for Kenwood 790E. Graham GOSUB. Tel: (0525) 840415.

**Yaesu FRG-7000** general coverage receiver. Nice condition, must sell to make way for new hobby!, £125 o.n.o. F. M. Wilson, Witney, Oxon. Tel: (0993) 775881 evenings.

**Yaesu FT-101E** excellent condition, £260 or exchange FT-290 or similar. Allan. Tel: (0246) 824972

**Yaesu FT-707**, FP-707, FC-707, FV-707DM complete,

£550. ERA Microreader MkII with computer terminal for pages of read-out, £150. Part exchange for u.h.f./v.h.f. multi-mode or separates. Harry G4FEQ. Tel: (0977) 552862.

**Yaesu FT-902DM**, £550. FT-101E, £275. FT-101EX, £275. FRG-7700, £295. Icom IC-210, £150. TR-2200G, £95. YC-601, £100. FT-227R, £195. 2kW linear, £850. 1.2kW, £475. 1kW, £450. 600W, £250. All pristine condition. Richard, Nr Taunton. Tel: (03986) 215 anytime.

## Wanted

**3m/5m surplus TVRO dish** with or without feed and/or mount. Write with details of price and specs. All respondents acknowledged, w.h.y.? Bill Ward, Kirkela East, Old Road, Elderslie, Scotland PA5 9EH.

**B40 or AR88 RX** in good condition, good price paid. Tel: (0762) 350027.

**Marconi Electra receiver** wanted for spares, coils or slugs, valves, etc. Ken G0PZG, QTHR. Tel: (0279) 622154 day or (0277) 625349 evening.

**Morse tutor tape(s)** to learn Morse, cash or exchange for Icelandic Linguaphone

records (with books) or sell these separately. Geoff Crowley, Midcvangur 10, 220 Hafnarfjörður, Iceland. Tel/FAX: 010-354 1 650 337.

**Normende portable s.w. radio**, reasonable price. Tel: 051-648 3031.

**Racal TA349 linear amp**, complete with cabinet and wiring trays. Any Racal table top or picture frame cabinets with vents. Creed 75 teleprinter parts or complete units, manuals, sales info. Nigel Boyd, 2 Church Close, Lower Willington, Eastbourne, East Sussex BN20 9QY.

**SEM or KW Zmatch** or KW-107 or KW-109. Cash waiting. Richard. Tel: (03986) 215 anytime.

## Exchange

**EX RAF T1154M** with Jones plugs, working, requires a.e. meter, for **62 set** in good order, required for c.w. work. Regret callers only. Item heavy, write first please. T. Heslop, 75 Alder Park, Brandon, Durham DH7 8TJ.

**Kenwood TR-2600A 144MHz f.m. transceiver**, c.w., battery charger, instructions, for **Scanner HP-2000E** or similar h.f. band not necessary, cash either way if appropriate. Ron Swinden, Oxon. Tel: (0993) 881116.

**Lowe HF-225** fitted with D-225 narrow band f.m. and synchronous a.m. mode detector, as new, boxed, for **Medium Format s.l.r. camera** or 35mm Leica or Nikon camera. Tel: (0246) 204412.

## BARGAIN BASEMENT ORDER FORM

PLEASE WRITE IN BLOCK CAPITALS

Please insert this advertisement in the next available issue of **FOR SALE/ WANTED/ EXCHANGE** Practical Wireless.

I enclose Cheque/P.O. for £..... (£2.35) made payable to PW Publishing Ltd.

Name .....

Address .....

**Access, Visa and Mastercard accepted**

Card number .....  
Expiry date of card .....

Signature .....

Subscription Number (free ad for subscribers) .....

**CONTACT  
DETAILS  
FOR  
ADVERT**

A photocopy of this form is acceptable, but you must still send in the corner flash as proof of purchase.



# BOOKS

The books listed have been selected as being of special interest to our readers. They are supplied direct to your door. Some titles are overseas in origin.

## HOW TO ORDER. PLEASE USE THE ORDER FORM ON PAGE 65.

**POST AND PACKING;** add £1.00 for one book, £2.00 for two or more books, orders over £40 post and packing free, (overseas readers add £1.75 for one book, £3.50 for two or more for surface mail postage) and send a postal order, cheque or international money with your order to **PW Publishing Ltd, FREEPOST, Arrowsmith Court, Broadstone, Dorset BH18 8PW.** Please make your cheques payable to PW Publishing Ltd. Payment by Access, Mastercard, Eurocard or Visa also accepted on telephone orders to Poole (0202) 659930. Books are normally despatched by return of post but please allow 28 days for delivery. Prices correct at time of going to press. Please note: all payments must be made in Sterling.

## LISTENING GUIDES

### AIR BAND RADIO HANDBOOK (4th Edition)

**David J. Smith**  
Extensively revised & updated (October 1992). Air band radio listening enables you to listen-in on the conversations between aircraft and those on the ground who control them, and is an increasingly popular and fascinating hobby. A new chapter on military air band has been added. The author, an air traffic controller, explains more about this listening hobby. 190 pages. £7.99

### AIR TRAFFIC RADIO 8th Edition

**Compiled by Ken Davies**  
Completely revised (early 1992) to make this a comprehensive guide to UK airband communications. Frequencies and abbreviations used in UK air traffic control. Where to listen for tower, ground and radar control in civilian and other airports. Includes a section on off-shore oil related use. 72 pages. £4.50

### VHF/UHF SCANNING FREQUENCY GUIDE (THE)

This book gives details of frequencies from 26MHz to 12GHz with no gaps and who uses what. Completely revised and enlarged (February 1993), there are chapters on equipment requirements as well as antennas, the aeronautical bands, as well as the legal aspect of listening using a scanner. 156 pages. £9.95

### DIAL SEARCH 1992/94

**George Wilcox**  
The listener's check list and guide to European radio broadcasting. Covers m.w., l.w., v.h.f. & s.w., including two special fold-out maps. Also includes a full list of British stations, a select list of European stations, broadcasts in English and 'Making the Most of Your Portable'. 46 pages. £4.25

### FLIGHT ROUTINGS 1993

**Compiled by T.T. & S.J. Williams**  
This guide was produced with the sole aim of assisting airband listeners to quickly find details of a flight, once they have identified an aircraft's call sign. Identifies the flights of airlines, schedule, charter, cargo and mail, to and from the UK and Eire and overflights between Europe and America. 122 pages. £5.95

### GUIDE TO FACSIMILE STATIONS 12th Edition

**Joerg Klingenfuss**  
This manual is the basic reference book for everyone interested in FAX. Frequency, call sign, station name, ITU country/geographical symbol, technical parameters of the emission are all listed. All frequencies have been measured to the nearest 100Hz. Included are 300 sample charts and their interpretation. 416 pages. £18.00

### GUIDE TO UTILITY STATIONS 11th Edition

**Joerg Klingenfuss**  
This book covers the complete short wave range from 3 to 30MHz together with the adjacent frequency bands from 0 to 150kHz and from 1.6 to 3MHz. It includes details on all types of utility stations including FAX and RTTY. There are 19549 entries in the frequency list and 3590 in the alphabetical call sign list plus press services and meteorological stations. Included are RTTY & FAX press and

meteo schedules. There are 11800 changes since the 10th edition. 534 pages. £24.00

### HF OCEANIC AIRBAND COMMUNICATIONS 4th Edition

**Bill Laver**  
HF aircraft channels by frequency and band, main ground radio stations, European R/T networks and North Atlantic control frequencies. 31 pages. £3.95

### INTERNATIONAL RADIO STATIONS GUIDE BP255

**Peter Shore**  
As in 'Broadcast Roundup', his column in *PW*, Peter Shore has laid this book out in world areas, providing the listener with a reference work designed to guide around the ever-more complex radio bands. There are sections covering English language transmissions, programmes for DXers and s.w.l.s. Along with sections on European medium wave and UK f.m. stations. 266 pages. £5.95

### INTERNATIONAL VHF FM GUIDE (THE)

**7th Edition. Julian Baldwin G3UHK & Kris Partridge G8AUU**  
This book gives concise details of repeaters & beacons world-wide plus coverage maps & further information on UK repeaters. 70 pages. £2.85

### MARINE UK RADIO FREQUENCY GUIDE

**Bill Laver**  
A complete guide (reprinted January 1993) to the UK s.w. and v.h.f. marine radio networks. Useful information, frequency listings and the World Marine Coastal Phone Stations. 62 pages. £4.95

### NEWNES SHORT WAVE LISTENING HANDBOOK

**Joe Pritchard G1UQW**  
A technical guide for all short wave listeners. Covers construction and use of sets for the s.w.l. who wants to explore the bands up to 30MHz. Also covers the technical side of the hobby from simple electrical principles all the way to simple receivers 276 pages. £15.95

### POCKET GUIDE TO RTTY AND FAX STATIONS (THE)

**Bill Laver**  
A handy reference book listing RTTY and FAX stations, together with modes and other essential information. The listing is in ascending frequency order, from 1.6 to 26.8MHz. 57 pages. £3.95

### RADIO LISTENERS GUIDE 1993

**Clive Woodyear**  
This is the third edition of this radio listener's guide. Simple-to-use maps and charts show the frequency for radio stations in the UK. Organised so that the various station types are listed separately, the maps are useful for the travelling listener. Articles included in the guide discuss v.h.f. aerials, RDS, the Radio Authority and developments from Blaupunkt. 56 pages. £2.95

### SHORT WAVE INTERNATIONAL FREQUENCY HANDBOOK

Formerly the Confidential Frequency List and re-published in April 93, this book covers 500kHz-30MHz. It contains duplex and channel lists, call signs, times and modes, broadcast listing and times. 192 pages. £9.95

### SOUNDS EASY The complete guide to Britain's radio stations

**Compiled by Ken Davies**  
A guide to the numerous local radio stations throughout the UK. If you do a lot of travelling this book is invaluable. Itemised by areas, it makes finding your kind of sounds easy. 52 pages. £2.95

### VHF/UHF AIRBAND FREQUENCY GUIDE 4th Edition

A complete guide to civil & military airband frequencies including how to receive the signals, the frequencies and services. VOLMET, receiver requirements, aerials and much more about the interesting subject of airband radio are included. 123 pages. £6.95

### WORLD RADIO TV HANDBOOK 1993

Country-by-country listing of l.w., m.w. & s.w. broadcast and TV stations. Receiver test reports, English language broadcasts. The s.w.l.s 'bible'. £15.95.

## ANTENNAS (AERIALS)

### AERIAL PROJECTS BP105

Practical designs including active, loop and ferrite antennas plus accessory units. 96 pages. £2.50

### ANTENNA EXPERIMENTER'S GUIDE (THE)

**Peter Dodd G3LDO**  
Although written for radio amateurs, this book will be of interest to anyone who enjoys experimenting with antennas. You only need a very basic knowledge of radio & electronics to get the most from this book. Chapters include details on measuring resonance, impedance, field strength and performance, mats and materials and experimental antennas. 200 pages. £8.90

### ANTENNA IMPEDANCE MATCHING

**Wilfred N. Caron**  
Proper impedance matching of an antenna to a transmission line is of concern to antenna engineers and to every radio amateur. A properly matched antenna as the termination for a line minimises feed-line losses. Power can be fed to such a line without the need for a matching network at the line input. There is no mystique involved in designing even the most complex multi-element networks for broadband coverage. 195 pages. £11.95

### ARRL ANTENNA BOOK (THE) 16th Edition

A station is only as effective as its antenna system. This book covers propagation, practical constructional details of almost every type of antenna, test equipment and formulas and programs for beam heading calculations. 789 pages. £14.50

### ARRL ANTENNA COMPENDIUM (THE) Volume One

Fascinating and hitherto unpublished material. Among the topics discussed are quads and loops, log periodic arrays, beam and multi-band antennas, verticals and reduced size antennas. 175 pages. £9.50

### ARRL ANTENNA COMPENDIUM (THE) Volume Two

Because antennas are a topic of great interest among radio amateurs, ARRL HQ continues to receive many

more papers on the subject than can possibly be published in *QST*. Those papers are collected in this volume. 208 pages. £9.50

### ARRL ANTENNA COMPENDIUM (THE) Volume Three

**Edited by Jerry Hall K1TD**  
As the title suggests, this book is the third in the continuing series on practical antennas, theory and accessories produced by the ARRL. The book reflects the tremendous interest and activity in antenna work, and provides a further selection of antennas and related projects you can build. 236 pages. £9.50

### BEAM ANTENNA HANDBOOK

**W. I. Orr W6SAI & S. D. Cowan W2LX**  
Design, construction, adjustment and installation of h.f. beam antennas. The information this book contains has been compiled from the data obtained in experiments conducted by the authors, and from information provided by scientists and engineers working on commercial and military antenna ranges. 268 pages. £7.50

### G-QRP CLUB ANTENNA HANDBOOK (THE)

**Compiled and edited by P. Linsley G3PDL & T. Nicholson K9WRI/GWOLNO.**  
This book is a collection of antenna and related circuits taken from *Spratt*, the G-QRP Club's journal. Although most of the circuits are aimed at the low-power fraternity, many of the interesting projects are also useful for general use. Not intended as a text book, but offers practical and proven circuits. 155 pages. £5.00

### HF ANTENNA COLLECTION (RSGB)

**Edited by Erwin David G4LOI**  
This book contains a collection of useful, and interesting h.f. antenna articles, first published in the RSGB's *Radio Communication* magazine, between 1968 and 1989, along with other useful information on ancillary topics such as feeders, tuners, baluns, testing and mechanics for the antenna builder. 233 pages. £9.50.

### INTRODUCTION TO ANTENNA THEORY (AN) BP198

**H. C. Wright**  
This book deals with the basic concepts relevant to receiving and transmitting antennas, with emphasis on the mechanics and minimal use of mathematics. Lots of diagrams help with the understanding of the subjects dealt with. Chapters include information on efficiency, impedance, parasitic elements and a variety of different antennas. 86 pages. £2.95

### NOVICE ANTENNA NOTEBOOK

**Doug DeMaw W1FB**  
Another book from the pen of W1FB, this time offering "new ideas for beginning hams". All the drawings are large and clear and each chapter ends with a glossary of terms. It is written in plain language and you don't need to be a mathematician to build and erect the support structures that are presented in this book. 124 pages. £6.95

### PRACTICAL ANTENNA HANDBOOK

**Joseph J. Carr**  
As the name suggests, this book offers a practical guide at everything to do with antennas, from h.f. to microwaves. It also has sections on propagation, transmission lines,

antenna fundamentals and a helpful introduction to radio broadcasting and communication. The book neatly balances a practical approach with the minimum of mathematics, good diagrams and a lively text. 437 pages. £20.95

### SIMPLE, LOW-COST WIRE ANTENNAS FOR RADIO AMATEURS

**W. I. Orr W6SAI & S. D. Cowan W2LX**  
Efficient antennas for Top Band to 2m, including 'invisible' antennas for difficult station locations. Clear explanations of resonance, radiation resistance, impedance, s.w.r., balanced and unbalanced antennas are also included. 188 pages. £7.50

### W1FB'S ANTENNA NOTEBOOK

**Doug DeMaw W1FB**  
This book provides lots of designs, in simple and easy to read terms, for simple wire and tubing antennas. All drawings are large and clear making construction much easier. There is no high-level mathematics in this book, just simple equations only when necessary to calculate the length of an antenna element or its matching section. 123 pages. £6.95

### WIRES & WAVES

**Collected Antenna Articles from PW 1980-1984**

Antenna and propagation theory, including NBS Yagi design data. Practical designs for antennas from medium waves to microwaves, plus accessories such as a.t.u.s, s.w.r. and power meters and a noise bridge. Dealing with TVI is also covered. 160 pages. £3.00

### YAGI ANTENNA DESIGN

**Dr James. L. Lawson W2PV**  
This book is a polished and expanded version of a series of articles first published in *Ham Radio* following on from a series of lectures by the author, who was well-known as the expert on Yagi design. Chapters include simple Yagi antennas, loop antennas, effect of ground, stacking and practical antenna design. 210 pages. £10.95

### 25 SIMPLE AMATEUR BAND AERIALS BP125

**E. M. Noll**  
How to build 25 simple and inexpensive amateur band aerials, from a simple dipole through beam and triangle designs to a mini-rhombic. Dimensions for specific spot frequencies including the WARC bands are also given. 63 pages. £1.95

### 25 SIMPLE INDOOR AND WINDOW AERIALS BP136

**E. M. Noll**  
Designs for people who live in flats or have no gardens, etc., giving surprisingly good results considering their limited dimensions. Information is also given on short wave bands, aerial directivity, time zones and dimensions. 50 pages. £1.75

### 25 SIMPLE SHORT WAVE BROADCAST BAND AERIALS BP132

**E. M. Noll**  
Designs for 25 different short wave broadcast band aerials, from a simple dipole through helical designs to a multi-band umbrella. Information is also given on short wave bands, aerial directivity, time zones and dimension tables that will help spot an aerial on a particular frequency. 63 pages. £1.95



# REVIEWS

## 25 SIMPLE TROPICAL AND MW BAND AERIALS *BP145* E. M. Noll

Simple and inexpensive aerials for the broadcast bands from medium wave to 49m. Information is also given on band details, directivity, time zones and dimensions. *54 pages. £1.75*

## MORSE

### INTRODUCING MORSE

Collected Articles from PW 1982-1985  
Ways of learning the Morse Code, followed by constructional details of a variety of keys including Iambic, Triambic and an Electronic Bug with a 528-bit memory as well as a practice oscillator and Morse tutor. *48 pages. £1.25*

### SECRET OF LEARNING MORSE CODE (THE)

Mark Francis

Updates for the Novice Licence. Designed to make you proficient in Morse code in the shortest possible time, this book points out many of the pitfalls that beset the student. *84 pages. £4.95*

## SATELLITES

### NEWNES GUIDE TO SATELLITE TV Derek Stephenson

This book, the 2nd edition, is a hard bound volume, printed on high quality paper. The author is a satellite repair and installation engineer and the book covers all information needed by the installation engineer, the hobbyist and the service engineer to understand the theoretical and practical aspects of satellite reception with dish installation and how to trouble-shoot when picture quality is not up to anticipated reception. Mathematics has been kept to a minimum. *284 pages. £17.95*

### SATELLITE BOOK (THE) - A complete guide to satellite TV theory and practice

John Breeds

This book deals almost exclusively with television broadcast satellites and is a comprehensive collection of chapters on topics, each written by an expert in that field. It appears to be aimed at the professional satellite system installer, for whom it is invaluable, but it will be appreciated by a much wider audience - anyone interested in satellite technology. *280 pages. £30.00*

### SATELLITE EXPERIMENTER'S HANDBOOK (THE) 2nd Edition Martin Davidoff K2UBC

The book is divided into four main sections - History, Getting Started, Technical Topics and Appendices. It provides information on spacecraft built by, and for, radio amateurs. In addition, it discusses weather, TV-broadcast and other satellites of interest to amateurs. *313 pages. £14.50*

### SATELLITE TELEVISION A layman's guide

Peter Pearson

Pictures from space, that's what satellite television is all about. Orbiting satellites, 35000km high, receive TV signals from stations on the earth and re-transmit them back again. This book explains all you need to know to set up your own satellite TV terminal at home, dish and accessories, cable and tuner. *73 pages. £1.00*

### SATELLITE TELEVISION INSTALLATION GUIDE 2nd Ed John Breeds

A practical guide to satellite television. Detailed guide-lines on installing and aligning dishes based on practical experience. *56 pages. £13.00*

### WEATHER SATELLITE HANDBOOK 4th edition

Dr Ralph E. Taggart WB8DQT

This book explains all about weather satellites, how they work and how you can receive and decode their signals to provide the fascinating pictures of the world's weather. Plenty of circuit diagrams and satellite predicting programs. *192 pages. £14.50*

## AMATEUR RADIO

### ALL ABOUT VHF AMATEUR RADIO W. I. Orr W6SAI

Written in non-technical language, this book provides information covering important aspects of v.h.f. radio and tells you where you can find additional data. If you have a scanner, you'll find a lot of interesting signals in the huge span of frequencies covered, 100-300MHz & 50, 420, 902 & 1250MHz bands. *163 pages. £9.50.*

### AMATEUR RADIO CALL BOOK (RSGB) 1993 Edition

Over 60000 callsigns are listed including EI stations. Now incorporates a 122-page section of useful information for amateur radio enthusiasts and a new novice callsign section. *444 pages. £9.50*

### ARRL HANDBOOK FOR RADIO AMATEURS (THE) 1993

This is the 70th edition of this handbook and contains the best information from previous issues. New for this edition is some information on feedback-loop design for power supplies, a new gel-cell charger project, updates on antenna systems and new coverage of baluns, propagation programs are compared and colour SSTV and telephone FAX machines are also covered. Finally there's a new section on 'for the workbench' with new projects for the reader to build. *1214 pages. £18.95*

### ARRL OPERATING MANUAL (THE)

Another very useful ARRL book. Although written for the American amateur, this book will also be of use and interest to the UK amateur. Topics covered range from short wave listening through operating awards to repeaters, operating and satellites. *684 pages. £12.95*

### ARRL SATELLITE ANTHOLOGY (THE)

The best from the Amateur Satellite News column and articles out of 31 issues of QST have been gathered together in this book. The latest information on OSCARs 9 through 13 as well as the RS satellites is included. Operation on Phase 3 satellites (OSCAR 10 and 13) is covered in detail. *97 pages. £5.95*

### ARRL UHF/MICROWAVE EXPERIMENTER'S MANUAL (THE) Various Authors

A truly excellent manual for the keen microwave enthusiast and for the budding 'microwaver'. With contributions from over 20 specialist authors. Chapters covering techniques, theory, projects, methods and mathematics. *446 pages. £14.50*

### COMPLETE DX'ER (THE) CD

Bob Locher

This book covers equipment and operating techniques for the DX chaser, from beginner to advanced. Every significant aspect of DXing is covered, from learning how to really listen, how to snatch the rare ones out of the pile-ups and how to secure that elusive QSL card. *204 pages. £7.95*

### HINTS AND KINKS FOR THE RADIO AMATEUR

Edited by Charles L. Hutchinson and David Newkirk

A collection of practical ideas gleaned from the pages of QST magazine. Plenty of projects to build, hints and tips on interference, c.w. and operating and snippets of information from amateurs who've tried and tested the idea. *129 pages. £4.95*

### HOW TO PASS THE RADIO AMATEURS' EXAMINATION (RSGB) Clive Smith G4FZH and George Benbow G3HB

The background to multiple choice exams and how to study for them with sample RAE paper for practice plus maths revision and how to study for the exam. The majority of this book is given to sample examination papers so that candidates can familiarise themselves with the examination and assess their ability. *88 pages. £6.70.*

### INTRODUCTION TO AMATEUR COMMUNICATIONS SATELLITES (AN) *BP290.* A. Pickard

This book describes several currently available systems, their connection to an appropriate computer and how they can be operated with suitable software. The results of decoding signals containing such information as telemetry data and weather pictures are demonstrated. *102 pages. £3.95*

### INTRODUCTION TO AMATEUR RADIO (AN) *BP257*

I. D. Poole

This book gives the newcomer a comprehensive and easy to understand guide through amateur radio. Topics include operating procedures, jargon, propagation and setting up a station. *150 pages. £3.50*

### INTRODUCTION TO RADIO WAVE PROPAGATION (AN) *BP293*

J.G. Lee

How does the sun and sunspots affect the propagation of the radio waves which are the basis of our hobby? They affect the ionosphere, but differing frequencies are treated differently. Find out how to use charts to predict frequencies that will be the most profitable. What effect will noise have on the signal? Find out with this book. *116 pages. £3.95*

### INTRODUCTION TO VHF/UHF FOR RADIO AMATEURS (AN) *BP281*

I.D. Poole

An excellent book to go with the new Novice or full call sign. Nine chapters and an appendix deal with all aspects and frequencies from 50 to 1300MHz. Topics include propagation, descriptions of the bands, antennas, receivers, transmitters and a special chapter on scanners. *102 pages. £3.50*

### PASSPORT TO AMATEUR RADIO

Reprinted from PW 1981-1982

The famous series by GW3JGA, used by thousands of successful RAE candidates in their studies. Plus other useful articles for RAE students including emission codes, explanations of diodes, s.s.b. and decibels. *87 pages. £1.50*

### PRACTICAL GUIDE TO PACKET OPERATION IN THE UK

Mike Mansfield G6AWD

Introduces the concept of packet radio to the beginner. Problem areas are discussed and suggestions made for solutions to minimise them. Deals with the technical aspects of packet taking the reader through setting up and provides a comprehensive guide to essential reference material. *205 pages. £8.95*

### QRP CLASSICS

Edited by Bob Schetgen

Operating QRP is fun. The equipment is generally simple and easy to build, but often performs like more sophisticated commercial equipment. Some QRP Field Day stations operate a full 27 hours on a car battery - it's the perfect equipment for emergency communication when the power fails. Extracts from QST and the ARRL Handbook. *274 pages. £9.95*

### RADIO AMATEUR CALLBOOK INTERNATIONAL LISTINGS 1993 71st Edition

The only publication listing licensed radio amateurs throughout the world. Also includes DXCC Countries list, standard time chart, beacon lists and much more. *Over 1400 pages. £19.50*

### RADIO AMATEUR CALLBOOK NORTH AMERICAN LISTINGS 1993 71st Edition

Listings of US amateurs (including Hawaii). Also contains standard time chart, census of amateur licences of the world, world-wide QSL bureau, etc. *Over 1400 pages. £19.50*

### RADIO AMATEUR'S QUESTIONS & ANSWER REFERENCE MANUAL (THE) 4th Edition.

R. E. G. Petri G8CCJ

This book has been compiled especially for students of the City and

Guilds of London Institute RAE. It is structured with carefully selected multiple choice questions, to progress with any recognised course of instruction, although is not intended as a text book. *280 pages. £7.95*

### RAE MANUAL (THE) RSGB G.L.Benbow G3HB

The latest edition of the standard aid to studying for the Radio Amateurs' Examination. Updated to cover the latest revisions to the syllabus. Takes the candidate step-by-step through the course. *127 pages. £6.70*

### RAE REVISION NOTES George Benbow G3HB

If you're studying for the Radio Amateur's Examination, this book could be useful. It's a summary of the salient points of the *Radio Amateurs' Examination Manual*, the standard textbook for the exam. It's A5 size and therefore can be carried with you wherever you go. Easy-to-read, it's divided into 13 chapters with topics like receivers, power supplies, measurements, operating procedures, licence conditions and a summary of the formulae all dealt with. *92 pages. £4.00*

### VHF/UHF DX BOOK (THE) Edited Ian White G3SEK

An all round source of inspiration for the v.h.f./u.h.f. enthusiast. Written by acknowledged experts this book covers just about everything you need to know about the technicalities of v.h.f./u.h.f. operating. *270 pages. £18.00*

### W1FB'S DESIGN NOTEBOOK Doug DeMAW W1FB

This book is aimed at the non-technical amateur who wants to build simple projects and obtain a basic understanding of amateur electronics. Your workshop does not need to be equipped like an engineering lab to be successful as an experimenter. Don't let a lack of test equipment keep you from enjoying the thrills of experimentation. *195 pages. £8.50*

### W1FB'S HELP FOR NEW HAMS Doug DeMaw W1FB

This book covers everything from getting acquainted with new equipment to constructing antennas, station layout, interference and operating problems to on-the-air conduct and procedures. *155 pages. £6.95*

### W1FB'S QRP NOTEBOOK 2nd Edition

Doug De Maw W1FB

The new improved and updated 2nd edition of this book, covers the introduction to QRP, construction methods, receivers and transmitters for QRP. This workshop-notebook style publication, which is packed with new designs for the keen QRP operator, also covers techniques, accessories and has a small technical reference section. *175 pages. £7.95*

### YOUR GATEWAY TO PACKET RADIO Stan Horzepa WA1LOU

What is packet radio good for and what uses does it have for the 'average' amateur? What are protocols? where, why, when? Lots of the most asked questions are answered in this useful book. It included details of networking and space communications using packet. *278 pages. £8.95*

## THEORY

### ARRL ELECTRONICS DATA BOOK (THE)

Doug DeMaw W1FB

Back by popular demand, completely revised and expanded, this is a handy reference book for the r.f. designer, technician, amateur and experimenter. Topics include components and materials, inductors and transformers, networks & filters, digital basics and antennas and transmission lines. *260 pages. £8.95*

### AUDIO (Elements of electronics - book 6) *BP111* F.A. Wilson

This book studies sound and hearing, and examines the operation of microphones, loudspeakers, amplifiers, oscillators, and both disk and magnetic recording. Intended to give the reader a good understanding of the subject without getting involved in the more complicated theory and mathematics. *308 pages. £3.95*

### BEGINNERS GUIDE TO MODERN ELECTRONIC COMPONENTS (A)

BP285. R.A. Penfold

This book covers a wide range of modern components. The basic functions of the components are described, but this is not a book on electronic theory and does not assume the reader has an in-depth knowledge of electronics. It is concerned with practical aspects such as colour codes, deciphering code numbers and the suitability. *166 pages. £3.95*

### EVERYDAY ELECTRONICS DATA BOOK

Mike Tooley BA

This book is an invaluable source of information of everyday relevance in the world of electronics. It contains not only sections which deal with the essential theory of electronic circuits, but it also deals with a wide range of practical electronic applications. *250 pages. £8.95*

### FILTER HANDBOOK A practical design guide

Stefan Niewiadomski

A practical book, describing the design process as applied to filters of all types. Includes practical examples and BASIC programs. Topics include passive and active filters, worked examples of filter design, switched capacitor and switched resistor filters and includes a comprehensive catalogue of pre-calculated tables. *195 pages. £30.00*

### FROM ATOMS TO AMPERES *BP254* F.A.Wilson

Explains in simple terms the absolute fundamentals behind electricity and electronics. Topics include the use of SI units, gravity, magnetism, light, the electron, conduction in solids and electrical generators. *244 pages. £3.50*

### NEWNES PRACTICAL RF HANDBOOK Ian Hickman

This book provides an easy-to-read introduction to modern r.f. circuit design. It's aimed at those learning to design r.f. circuitry and users of r.f. equipment such as signal generators and sweepers, spectrum and network analysers. *320 pages. £16.95*

### PRACTICAL ELECTRONICS CALCULATIONS AND FORMULAE

BP53. F.A. Wilson

This has been written as a workshop manual for the electronics enthusiast. There is a strong practical bias and higher mathematics have been avoided where possible. *249 pages. £3.95*

### REFLECTIONS Transmission Lines & Antennas

M.Walter Maxwell W2DU

This will help dispel the half-truths and outright myths that many people believe are true about transmission lines, standing waves, antenna matching, reflected power and antenna tuners. *323 pages. £14.50*

### SOLID STATE DESIGN FOR THE RADIO AMATEUR

Les Hayward W7Z0I and Doug DeMaw W1FB

Back in print by popular demand! A revised and corrected edition of this useful reference book covering all aspects of solid-state design. Topics include transmitter design, power amplifiers and matching networks, receiver design, test equipment and portable gear. *256 pages. £10.95*

### TRANSMISSION LINE TRANSFORMERS

Jerry Sevick W2FMI

This is the second edition of this book, which covers a most intriguing and confusing area of the hobby. It should enable anyone with a modicum of skill



# BOOKS

to make a balun, etc. Topics include analysis, characterisation, transformer parameters, baluns, multimatch transformers and simple test equipment. 270 pages. £13.50

## RADIO

### AIR & METEO CODE MANUAL

**12th Edition**  
**Joerg Klingenfuss**  
Detailed descriptions of the World Meteorological Organisation Global Telecommunication System operating FAX and RTTY meteo stations, and its message format with decoding examples. Also detailed description of the Aeronautical Fixed Telecommunication Network amongst others. 358 pages. £18.00

### HIGH POWER WIRELESS EQUIPMENT

Articles from *Practical Electricity* 1910-11

**Edited by Henry Walter Young**  
A reprint of interesting practical articles from the very early days of radio, when materials and methods described are from another era. Subjects covered ranges from aeriels through detectors to things like Tesla and his wireless age. 99 pages. £7.70

### MARINE SSB OPERATION

**J. Michael Gale**  
How do you stay in touch when you sail off over the horizon and into the blue? What you need is a single sideband radio, a marine s.s.b. This book explains how the system works, how to choose and install your set and how to get the best out of it. There is also a chapter on amateur radio with the emphasis on the increasingly important maritime mobile nets. 96 pages. £9.95

### MARINE VHF OPERATION

**Michael Gale**  
A v.h.f. radiotelephone is essential equipment for any sea-going boat, but what can you do with it? Who can you call, and how do you make contact? Which channel do you use, and why? What is the procedure for calling another boat, calling the family through the telephone system, or making a distress call? This book will tell you. 47 pages. £6.95.

### PASSPORT TO WORLD BAND RADIO

**1993**  
This book gives you the information to explore and enjoy the world of broadcast band listening. It includes features on different international radio stations, receiver reviews and advice as well as the hours and language of broadcast stations by frequency. The 'blue pages' provide a channel-to-channel guide to world band schedules. 416 pages. £14.50.

### RADIOTELETYPE CODE MANUAL 12th Edition

**Joerg Klingenfuss**  
This book gives detailed descriptions of the characteristics of telegraph transmission on short waves, with all commercial modulation types including voice frequency telegraphy and comprehensive information on all RTTY systems and c.w. alphabets. 96 pages. £11.00

### SCANNERS (Third Edition)

**Peter Rouse GU1DKD**  
A guide for users of scanning receivers, covering hardware, antennas, accessories, frequency allocations and operating procedures. 245 pages. 0/P

### SCANNERS 2

**Peter Rouse GU1DKD**  
The companion to *Scanners*, this provides even more information on the use of the v.h.f. and u.h.f. communications band and gives constructional details for accessories

to improve the performance of scanning equipment. 261 pages. £10.95

### SHORT WAVE COMMUNICATIONS

**Peter Rouse GU1DKD**  
Covers a very wide area and so provides an ideal introduction to the hobby of radio communications. International frequency listings for aviation, marine, military, space launches, search and rescue, etc. Chapters on basic radio propagation, how to work your radio and what the controls do, antennas and band plans. 187 pages. £8.95

### SHORT WAVE RADIO LISTENERS' HANDBOOK

**Arthur Miller**  
In easy-to-read, non-technical language, the author guides the reader through the mysteries of amateur, broadcast and CB transmissions. Topics cover equipment needed, identification of stations heard & the peculiarities of the various bands. 207 pages. £7.99

### WORLDWIDE HF RADIO HANDBOOK

**Martyn R. Cooke**  
This book lists high frequencies used by aircraft and aeronautical ground stations. Divided into sections, Military, Civil, etc. The book should be easy to use. 124 pages. £6.95

### WRTH EQUIPMENT BUYERS GUIDE

**1993 Edition**

**Willem Bos & Jonathan Marks**  
A complete and objective buyer's guide to the current short wave receiver market. For the novice and the experienced listener, this guide explains how to make sense of the specifications and select the right radio for your listening needs. 270 pages. £15.95

### 1934 OFFICIAL SHORT WAVE RADIO MANUAL

**Edited by Hugo Gernsback**  
A fascinating reprint from a bygone age with a directory of all the 1934 s.w. receivers, servicing information, constructional projects, circuits and ideas on building vintage radio sets with modern parts. 260 pages. £11.60

## BEGINNERS

### BEGINNER'S GUIDE TO RADIO 9th Edition

**Gordon J. King**  
The book takes you in logical steps from the theory of electricity and magnetism to the sound you hear from the loudspeaker. Radio signals, transmitters, receivers, antennas, components, valves & semiconductors, CB & amateur radio are all dealt with. 266 pages. £14.95

### ELECTRONICS SIMPLIFIED - CRYSTAL SET CONSTRUCTION BP92

**F. A. Wilson**  
Especially written for those who wish to take part in basic radio building. All the sets in the book are old designs updated with modern components. It is designed for all ages upwards from the day when one can read intelligently and handle simple tools. 72 pages. £1.75

## INTERFERENCE

### INTERFERENCE HANDBOOK (USA)

**William R. Nelson WA6FQG**  
How to locate & cure r.f.i. for radio amateurs, CBers, TV & stereo owners. Types of interference covered are spark discharge, electrostatic, power line 'many cures' are suggested. 250 pages. £9.50

## DATA REFERENCE

### NEWNES AUDIO & HI-FI ENGINEER'S POCKET BOOK

**Vivian Capel**  
This is a concise collection of practical and relevant data for anyone working on sound systems. The topics covered include microphones, gramophones, CDs to name a few. 190 pages. Hardback £10.95

### NEWNES COMPUTER ENGINEER'S POCKET BOOK

This is an invaluable compendium of facts, figures, circuits and data and is indispensable to the designer, student, service engineer and all those interested in computer and microprocessor systems. 255 pages. Hardback £12.95

### NEWNES ELECTRONICS POCKET BOOK 5th Edition

Presenting all aspects of electronics in a readable and largely non-mathematical form for both the enthusiast and the professional engineer. 315 pages. Hardback £12.95

### NEWNES RADIO AND ELECTRONICS ENGINEER'S POCKET BOOK

**18th Edition**  
**Keith Brindley**  
Useful data covering math, abbreviations, codes, symbols, frequency bands/allocations, UK broadcasting stations, semiconductors, components, etc. 325 pages. Hardback £10.95

### POWER SELECTOR GUIDE BP235

**J. C. J. Van de Ven**  
This guide has the information on all kinds of power devices in useful categories (other than the usual alpha numeric sort) such as voltage and power properties making selection of replacements easier. 160 pages. £4.95

## FAULT FINDING

### GETTING THE MOST FROM YOUR MULTIMETER BP239

**R. A. Penfold**  
This book is primarily aimed at beginners. It covers both analogue and digital multi-meters and their respective limitations. All kinds of testing is explained too. No previous knowledge is required or assumed. 102 pages. £2.95

### HOW TO USE OSCILLOSCOPES & OTHER TEST EQUIPMENT BP267

**R. A. Penfold**  
Hints and ideas on how to use the test equipment you have, to check out, or fault find on electronic circuits. Many diagrams of typical waveforms and circuits, including descriptions of what waveform to expect with particular faults, or distortion in audio amplifiers. 104 pages. £3.50

### MORE ADVANCED TEST EQUIPMENT CONSTRUCTION BP249

**R. A. Penfold**  
A follow on from *Test Equipment Construction (BP248)* this book looks at digital methods of measuring resistance, voltage, current, capacitance and frequency. Also covered is testing semi-conductors, along with test gear for general radio related topics. 102 pages. £3.50

### MORE ADVANCED USES OF THE MULTIMETER BP265

**R. A. Penfold**  
This book is primarily intended as a follow-up to BP239, *Getting the most from your Multi-meter*. By using the techniques described in this book you can test and analyse the performance of a range of components with just a multi-meter (plus a very few inexpensive components in some

cases). The simple add-ons described extend the capabilities of a multi-meter to make it even more useful. 96 pages. £2.95.

### OSCILLOSCOPES, HOW TO USE THEM, HOW THEY WORK

**3rd Edition**  
**Ian Hickman**  
This book describes oscilloscopes ranging from basic to advanced models and the accessories to go with them. Oscilloscopes are essential tools for checking circuit operation and diagnosing faults, and an enormous range of models is available. 248 pages. £15.95

## TELEVISION

### ATV COMPENDIUM (THE)

**Mike Wooding G6IQM**  
This book is for those interested in amateur television, particularly the home construction aspect. There isn't a 70cm section as the author felt this was covered in other books. Other fields such as 3cm TV, are covered in depth. A must for the practical ATV enthusiast. 104 pages. £3.00

### GUIDE TO WORLD-WIDE TELEVISION TEST CARDS

**Edition 3**  
**Keith Hamer & Garry Smith**  
Completely revised and expanded, this is a very handy and useful reference book for the DXTV enthusiast. Over 200 photographs of Test Cards, logos, etc., world wide. 60 pages. £4.95

## CONSTRUCTION

### SHORT WAVE SUPERHET RECEIVER CONSTRUCTION BP276

**R. A. Penfold**  
A general purpose receiver to build, from antenna to audio, described in understandable English. 80 pages. £2.95

### COIL DESIGN AND CONSTRUCTION MANUAL BP160

**B. B. Babani**  
Covering audio to r.f. frequencies, this book has designs for almost everything. Sections cover such topics as mains and audio output transformers, chokes and r.f. coils. What is the required turns ratio? This book will show you how to find out. Text and tables. 106 pages. £2.50

### HOW TO DESIGN AND MAKE YOUR OWN PCBs BP121

**R. A. Penfold**  
The purpose of this book is to familiarise the reader with both simple and more sophisticated methods of producing p.c.b.s. The emphasis of the book is very much on the practical aspects of p.c.b. design and construction. 66 pages. £2.50

### MORE ADVANCED POWER SUPPLY PROJECTS BP192

**R. A. Penfold**  
The practical and theoretical aspects of the circuits are covered in some detail. Topics include switched mode power supplies, precision regulators, dual tracking regulators and computer controlled power supplies, etc. 92 pages. £2.95

### POWER SUPPLY PROJECTS BP76

**R. A. Penfold**  
This book gives a number of power supply designs including simple unregulated types, fixed voltage regulated types and variable voltage stabilised designs. 89 pages. £2.50

### RADIO/TECH MODIFICATIONS NUMBER 3

This book is intended as a reference guide for the experienced radio technician. Produced for the US market it contains modification instructions for a wide variety of scanners, CB rigs and amateur equipment including Alinco, Icom, Kenwood, Yaesu and other makes. 160 pages. £9.95

### TEST EQUIPMENT CONSTRUCTION BP248. R.A. Penfold

Describes, in detail, how to construct some simple and inexpensive, but extremely useful, pieces of test equipment. Stripboard layouts are provided for all designs, together with wiring diagrams where appropriate, plus notes on their construction and use. 104 pages. £2.95

### 50 (FET) FIELD EFFECT TRANSISTOR PROJECTS BP239

**F.G. Rayer**  
50 circuits for the s.w.l., radio amateur, experimenter or audio enthusiast using f.e.t.s. Projects include r.f. amplifiers and converters, test equipment and receiver aids, tuners, receivers, mixers and tone controls. 104 pages. £2.95

## COMPUTING

### INTRODUCTION TO COMPUTER COMMUNICATIONS (AN) BP177

**R. A. Penfold**  
Details of various types of modem and their applications, plus how to interconnect computers, modems and the telephone system. Also networking systems and RTTY. 72 pages. £2.95

### NEWNES AMATEUR RADIO COMPUTING HAND BOOK

**Joe Pritchard G1UQW**  
Shows how radio amateurs and listeners can 'listen' to signals by reading text on a computer screen. This book also covers the application of computers to radio 'housekeeping' such as log-keeping, QSL cards, satellite predictions and antenna design as well as showing how to control a radio with a computer. 363 pages. £15.95

### UPGRADE YOUR IBM COMPATIBLE AND SAVE A BUNDLE

**Second Edition**  
**Aubrey Pilgrim**  
Aimed at the owners of the IBM compatible computer, this book provides a very straightforward and easy to read guide on upgrading. The author has adopted a friendly and informative style and there are many excellent illustrations. Typically American in approach and style, the book provides much information and an excellent read. 245 pages. £16.95

## MAPS

### NORTH ATLANTIC ROUTE CHART

This is a five-colour chart designed for the use of ATC in monitoring transatlantic flights. Supplied folded. 740 x 520mm. £6.50

### RADIO AMATEUR'S MAP OF NORTH AMERICA (USA)

Shows radio amateur prefix boundaries, continental boundaries and zone boundaries. 760 x 636mm. £3.50

### RADIO AMATEUR'S PREFIX MAP OF THE WORLD (USA)

Showing prefixes and countries, plus listings by order of country and of prefix. 1014 x 711mm. £3.50


# ORDER FOR



Subs  
prices held  
until August 12

# SUBS CLUB

Be sure of your copy of *Practical Wireless* every month and qualify for the Subscribers' Club as well. Special offers and discounts are normally available to all members, including those abroad.



We've got a QRP theme to *PW* this month, and it seemed natural to select a good book to encourage more readers to try low power operating. So, what better book could there be to recommend than *W1FB's QRP Notebook*? With that in mind, I asked Kathy Moore from our Book Service, to see if she could come up with a special deal - and she has!

Doug DeMaw W1FB's book (Second edition) is excellent value for money. It has all new projects and has chapters including: Introduction to QRP, Construction methods, Receivers, Transmitters and techniques, accessories, and technical 'bits and pieces'.

Doug W1FB has provided the reader with many incentives, and a p.c.b. layouts are included so you can make your own boards. Personally, this notebook is a firm favourite of mine.

**Rob Mannion G3XFD.**

Subscribers' Club Members can get their copy for the special offer price of £5.95 (normal price £7.95) plus £1 p&p (UK) or £1.75 p&p (overseas).

Don't miss your chance to rediscover the thrill of amateur radio through QRP!

# R M



Practical Wireless, July 1993

## ORDER FORM FOR ALL MAIL ORDER PURCHASES IN PRACTICAL WIRELESS

**CREDIT CARD ORDERS TAKEN ON (0202) 659930**  
**FAX ORDERS TAKEN ON (0202) 659950**

Or please fill in the details ticking the relevant boxes, a photo copy will be acceptable to save you cutting your beloved copy!

**To: PW Publishing Ltd., FREEPOST, Arrowsmith Court,  
Station Approach, Broadstone, Dorset BH18 8PW.**

### SUBSCRIPTIONS

**PRACTICAL WIRELESS 6 MONTHS** ..... ☐ £10.50 (UK)

**PRACTICAL WIRELESS 1 YEAR** ..... ☐ £21.00 (UK)

Please start my subscription with ☐ \$45\* (USA)

the.....issue. ☐ £23.00 (Europe)

☐ £25.00 (Rest of World)

### SPECIAL JOINT SUBSCRIPTION WITH SHORT WAVE MAGAZINE 1 YEAR.

☐ £36.00 (UK) ☐ £39.00 (Europe) ☐ £41.00 (Rest of World) ☐ \$75\* (USA)

\* \$ cheques only please.

### SUBS CLUB OFFER

☐ Please send me .....W1FBs QRP Notebook £

☐ @ £5.95 (UK) inc p&p £

My Subscriber Number is.....

### BINDERS

☐ Please send me.....PW Binder(s) @ £5.50each. £

Postal charges. £1 for one, £2 for two or more. £

### BOOKS

☐ Please send me the following book/s,  
Postal charges. £1 for one, £2 for two or more.

..... £

..... £

..... £

..... £

Postal charges. £1 for one, £2 for two or more £

**GRAND TOTAL** £

### PAYMENT DETAILS

**Name** .....

**Address** .....

.....

.....Postcode .....

Telephone No. ....

I enclose cheque/PO (Payable to PW Publishing Ltd) £

\$

Or

Charge to my Access/Visa Card the amount of £

\$

Card No.

Valid from .....to.....

Signature .....Tel:.....



# Classified Ads

To advertise on this page see booking form below.

## Service Sheets and Servicing

### TECHNICAL INFORMATION SERVICES (PW)

76, CHURCH STREET, LARKHALL, LANARKSHIRE ML9 1HE  
Phone: (0698) 884585, Mon-Fri, 9am-5pm. OR Phone: (0698) 883334 any other time.  
IMMEDIATE despatch on all **ACCESS & VISA** orders

PHONE OR WRITE NOW FOR FREE QUOTE AND FREE CATALOGUE with every S.A.E.

#### SERVICE MANUALS AND SERVICE SHEETS

Remember, not only do we have EVERY Service Sheet ever made, but we also have

**ONE OF THE WORLD'S LARGEST SELECTION OF SERVICE MANUALS**

Note:- Over 200 separate titles of technical books are always in stock, over half are exclusive to TIS!

CTV SERVICING by KING - £14.95, VCR SERVICING by BEECHINGS - £25.00, Ku-BAND SATELLITE TV - £25.00

### SERVICE MANUALS

We can supply Service Manuals for almost any type of equipment.  
Televisions, Video Recorders, Amateur Radio, Test Equipment,  
Vintage Valve, any type of Audio Equipment,  
Military Surplus etc. etc.

All makes and models supplied from the 1930's to the present.  
Originals or photostats supplied as available.  
FREE repair and Data Guide with all orders or SAE for your copy.

**MAURITRON TECHNICAL SERVICES (PW),**

8 CHERRY TREE ROAD, CHINNOR,  
OXON, OX9 4QY

Tel: (0844) 51694 Fax: (0844) 52554



### DISCLAIMER

Some of the products offered for sale in advertisements in this magazine may have been obtained from abroad or from unauthorised sources. *Practical Wireless* advises readers contemplating mail order to enquire whether the products are suitable for use in the UK and have full after-sales back-up available.

The publishers of *Practical Wireless* wish to point out that it is the responsibility of readers to ascertain the legality or otherwise of items offered for sale by advertisers in this magazine.

## Service Sheets

**TECHNICAL MANUALS**, AR88, CR100, R210, HRO, £5 each. Circuits only. 150 pence, plus S.A.E., lists thousands.  
Bentley, 27 De Vere Gardens, Ilford Essex IG1 3EB. Phone: 081 554 6631

## Holidays

**FLORIDA** Gulf Coast. Two luxury villas. Private beach, pools, water frontage, golf course. Sleeps six, £350 p.w. G1GTO. Tel: 0502 732382.

## Miscellaneous

**DIY Inexpensive radio projects.** Easy to make, SAE, RYLANDS, 39 Parkside Avenue, Southampton SO1 9AF.

**P.C.B. ARTWORK (C.A.D.) DESIGN SERVICE** and circuit design. Experienced industry professional designer. Neat solutions fast. Write G. N. Slee, P.O. Box 58, Barnsley, S71 3YZ, or phone 0226-297615.

## Computer Software & Hardware

**ULTIMATE MORSE TUTOR** for PC's and ATARI £30.00. Interface cable supplied. Free demo, PLEASE state computer type and disk size.  
**BOSCAD Ltd**, 16 Aytoun Grove, Baldridgeburn, Dunfermline, FIFE KY12 9TA. Tel: 0383 729584, evenings.

**SHACKLOG V3** The PC logging system. Real time QSO logging, DXCC needs alert, QSL labels, rig control, database analysis, reports etc. Simultaneous packet operation. Optional on-line IOTA database (G3KMA). Plus lots more! £27.50 inc comprehensive manual. SASE for full details to G3PMR, 30 West Street, Great Gransden, Sandy, SG19 3AU. Tel: (0767) 677913.

### COULD YOU PASS THE RAE?

Test yourself with this multi-choice programme

Suitable for P.C.'s with CGA/EGA/VGA

Novice Test **£9.95** Normal Test **£14.95**

### ZEST SOFTWARE ENGINEERS

217-219 Hamsel Road, Southend-on-Sea, Essex, SS2 4LB

Tel: (0702) 465761

## For Sale

**VALVES GALORE** Most valves available from stock. Otherwise obtained quickly. Please send SAE stating requirements or telephone. **VALVE & ELECTRONIC SUPPLIES** Chevet Books, 157 Dickson Road, Blackpool FY1 2EU. Tel: (0253) 751858 or (0253) 302979.

**JAPANESE SEMICONDUCTORS** and Transmitting Tubes for broadcasting, communication and industrial use. Quotation sent on request. TSUTOM YOSHIHARA, OSAKA, JAPAN Fax: 81-6-338-3381.

**THE VINTAGE WIRELESS BOOK LISTING** Published regularly containing 100s of out of print, old and collectable wireless and TV books and magazines etc. Send five first class stamps for next issue or £3.50 for next four issues. Chevet Books, Dept PW, 157 Dickson Road, Blackpool FY1 2EU.

**VALVE SOUND!** Six valve amplifier, 3 gains, base, treble, unboxed with separate boxed transformer ex. professional projector, heavy! £19.00 + carriage. Mr. W. H. Jarvis, No. 6 Peggy's Mill Road, Edinburgh EH4 6JY. Tel: 031 336 4502

### PC TECHNICAL SHAREWARE

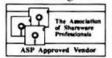
Would you like to see the best range of low cost technical and scientific public domain and shareware for IBM PC in the UK?

HUGE RANGE includes:- PACKET, FAX, RX/TX control, PCB design, Circuit and ANTENNA analysis, QSO logging, CAD, ELECTRONIC AND MECH engineering, SCIENTIFIC, MATHS AND STATS, MEDICAL, PROGRAMMING, SOURCE CODE, DATA, EDUCATION, WINDOWS, BUSINESS and lots more.

Write phone or fax today for your free 124 page printed catalogue.



**The Public Domain Software Library**  
Winscombe House, Beacon Road  
Crowborough, Sussex TN6 1UL  
Tel 0892 663298, Fax 0892 667473



**PC SHAREWARE**  
only **£2.50**  
per disk

Many titles including superb Morse Tutor (send/receive), Wave Propagation Predictor, full featured Log Book etc.

For immediate despatch of details phone

**ARC SOFTWARE LTD**  
(0489) 782110 24 hours

## ORDER FORM FOR CLASSIFIED ADS PLEASE WRITE IN BLOCK CAPITALS

The prepaid rate for classified advertisements is 42 pence per word (minimum 12 words), box number 70p extra. Semi-display setting £13.90 per single column centimetre (minimum 2.5cm). Please add 17.5% VAT to the total. All cheques, postal orders, etc., to be made payable to the PW Publishing. Treasury notes should always be sent by registered post. Advertisements, together with remittance should be sent to the Classified Advertisement Dept., Practical Wireless, Arrowsmith Court, Station Approach, Broadstone, Dorset BH18 8PW. Tel: (0202) 659920, Fax: (0202) 659950

Please insert this advertisement in the ..... issue of Practical Wireless (if you do not specify an issue we will insert it in the next available issue of PW) for ..... insertion/s. I enclose Cheque/P.O. for £..... (42p per word, 12 minimum, please add 17.5% VAT to total).

Name: .....

Address: .....

Telephone No.: .....

Box Number @ 70p: Tick if appropriate ☐

Category heading: .....




## Educational

**COURSE FOR CITY AND GUILDS** Radio Amateurs Examination. Pass this important examination and obtain your licence, with an RRC Home Study Course. For details of this and other courses (GCSE, career and professional examinations, etc) write or phone - THE RAPID RESULTS COLLEGE, DEPT JX110, Tuition House, London SW19 4DS. Tel: 081-947 7272 (9am-5pm) or use our 24hr Recordacall service 081-946 1102 quoting JX111.

**HEATHKIT EDUCATIONAL PRODUCTS/UK DISTRIBUTOR** Spares and Service Centre. Cedar Electronics. 12 Isbourne Way, Broadway Road, Winchcombe, Cheltenham. Glos. GL54 5NS. Tel: (0242) 602402.

## Receivers

**TRANSCIEVER P.R.C.** 316 HF AM CW 4 Watts. Output with speaker/mic and manual £135.00 Megger, crank handle type 500v £45.00. AVO minor multimeter £25.00 HF Wattmeter CT211 25 watt 70Ω and 1 watt 50Ω £12.00 Last few. All prices include P+P. Send SAE for list C.P. Surplus 56a Worcester Street, Wolverhampton WV2 4LL.

**B.F.O. KITS** Resolves single side-band on almost any radio, £16.49. H. CORRIGAN, 7 York Street, Ayr KA8 8AR.

## Wanted

**WANTED FOR CASH** Valve communication receivers and domestic valve radios (working or not). Items of Government surplus wireless equipment and obsolete test equipment. Pre-1965 wireless and audio components and accessories. Pre-1975 wireless and TV books and magazines. Also, most valves wanted for cash. Must be unused and boxed. CBS, 157 Dickson Road, Blackpool, FY1 2EU. Tel: (0253) 751858 or (0253) 302979.

## Motoring

**PRACTICAL MOTORIST** The D.I.Y. magazine for motorists. See the July edition on sale June 17. Features include EXHAUSTS - Replacements and Emissions *plus* THE DIESEL ALTERNATIVE - New Models and Technology. Look out for advance details of our great new competition

## SURPLUS STOCK

New unused enclosures,  
19" sub-racking and top quality  
instrument cases,  
plus many components.

Send S.A.E. for list box number 29

## ADVERTISERS

To advertise in the AUGUST issue please send copy by  
21st JUNE

## IS YOUR CLUB PLANNING OR HOLDING AN EVENT OR RALLY?



(0202)

**659920**

to find out the  
**SPECIAL ADVERTISING  
RATES**  
available for  
**RADIO CLUBS**

## CLASSIFIED ADS

This page is seen by thousands,  
be sure they see you.

**Ailsa on 0202 659920**

## SUSSEX AMATEUR RADIO & COMPUTER FAIR

Sunday 11th July - 10.30 to 4.00

**Brighton Racecourse**

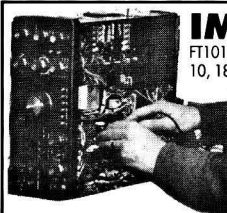
Trade Stands \* Bring and Buy Stall  
Picnic Area \* Refreshments \* Car Park

**Free Shuttle**

To Brighton Sea Front

Special Rates for OAPs and Disabled

**Details (0273) 5401100**



### IMPROVE YOUR YAESU

FT101MK1, - E Double balanced mixer for quieter receiver £24.00  
10, 18, & 24 MHz kit £23.00  
CW filters for FT101E/B/ZD, 707, 107, 902, 102 - State which  
£45  
P.A. & Driver valves. Also repairs. Enquiries s.a.e. please.  
P&P £1.50 per order  
New & S.H. p. exch. - Icom Yaesu & AOR on dem.  
G3LL HOLDINGS, AMATEUR ELECTRONICS



## VIBROPLEX®



AVAILABLE IN EUROPE  
from  
**EASTERN  
COMMUNICATIONS**  
CAVENDISH HOUSE  
HAPPISBURGH  
NORFOLK  
**0692-650077**

FOR THE PROFESSIONAL AND AMATEUR RADIO OPERATOR WHO DEMANDS QUALITY

# FACT. NOT FICTION.

The ABC allows professional buyers and sellers of advertising space in national and regional newspapers and consumer magazines to buy and sell better. It does so by providing an independent, authoritative circulation audit that is the single most obvious indicator of a magazine's self esteem and a publisher's confidence in his title.



An ABC certificate is your guarantee of integrity. So, if your next schedule includes titles that aren't audited - ask why. For details of ABC's activities relating to the consumer press and the benefits of ABC membership contact Anthony Peacham, Consumer Press Manager, on 0442 870800.

Audit Bureau of Circulations Ltd., Black Prince Yard, 207-209 High Street, Berkhamsted, Herts., HP41AD. Tel: 0442 870800 Fax: 0442 877408



# YOUR LOCAL DEALERS

## SOUTH WALES

### ELECTRO MART

Receivers, Scanners, Howes, ERA, CB, Marine radio etc. part exchange welcome.

**Full Service & Repair Facilities**

96 High St, Clydach,  
Swansea  
Tel: 0792 842135

## SOUTHAMPTON

### South Midlands Communications

**Official Yaesu Importer**

S.M. House, School Close,  
Chandlers Ford Industrial Estate,  
Eastleigh, Hants SO5 3BY.  
Tel: 0703 255111

## PORTSMOUTH

### Nevada Communications

Visit our showrooms for Icom, Kenwood, amateur radio products and a large range of scanning receivers. New and part exchange welcome.

189 London Road,  
North End, Portsmouth,  
Hants, PO2 9AE  
Tel: 0705 662145

## DERBYSHIRE

### RILEY'S T.V. SERVICES LTD.

SUPPLIERS OF:-  
SCANNERS - C.B. 27-934 MHz -  
AERIALS - TEST METERS - TOOLS -  
TELEPHONES KITS AND CABLES

125 LANGWITH ROAD  
HILLSTOWN  
CHESTERFIELD S44 6LX  
PHONE 0246 826578  
CLOSED WEDNESDAY

## HERNE BAY

### ICOM (UK) LIMITED

The Official Icom Importer

Unit 8, Sea Street  
Herne Bay, Kent CT6 8LD  
Tel: 0227 741741  
Fax: 0227 360 155

Open Mon-Fri 9am-5.30pm (Lunch 1-2)

## SCOTLAND

### JAYCEE ELECTRONICS LTD

20 Woodside Way, Glenrothes, Fife KY7 5DF  
Tel: 0592 756962 (Day or Night)  
Fax No. (0592) 610451

Open: Tues-Fri 9-5; Sat 9-4

**KENWOOD, YAESU & ICOM APPROVED DEALERS**

*A good stock of new and secondhand equipment always in stock*

## IRELAND

### RADCOM ELECTRONICS

*All your requirements under one roof*

**RECEIVERS - TRANSCEIVERS - ACCESSORIES**

Open Monday-Saturday 9am-5.30pm

Midleton Enterprise Park, Midleton,  
County Cork 021/632725 + 613241

## DEVON

### Reg. Ward & Co. Ltd.

The South-West's largest amateur radio stockist. Approved dealer for Kenwood, Yaesu and Icom

1 Western Parade,  
West Street, Axminster,  
Devon, EX13 5NY  
Tel: 0297 34918

(Closed 1.00-2.00 and all day Monday)

## BUCKINGHAMSHIRE

### Photo-Acoustics Ltd.

Approved Kenwood, Yaesu and Icom dealer (part exchange always welcome)

58 High Street, Newport Pagnell,  
Buckinghamshire MK16 8AQ  
Tel: 0908 610625

(Mon-Fri 9.30-5.30, Sat 9.30-4.30)

## TYNE + WEAR

### SUPERTECH Communications Specialists

**YUPITERU SONY.**



*Official Nevada and Kernow stockists*

Full range of CBs,  
Scanners + Accessories

*Mail Order -  
Branches throughout the North East*

32 RUSSELL WAY  
GATESHEAD METRO CENTRE NE11 9YZ  
TEL: (091) 4932316

Open: Monday-Friday 10am - 8pm  
Thursday 10am - 9pm  
Saturday 9am - 7pm

**Contact Lynn  
on the  
Advertising  
Hotline  
(0202) 659920**

## YORKSHIRE

### YAESU

ICOM  
Kenwood

### Alan Hooker Radio Communications

42, Netherhall Road, Doncaster  
Tel: 0302 325690

Open Mon-Sat 10-5pm  
Closed Thursdays

## CORNWALL

24hr, 7 days a week

### SKYWAVE

**RADIO AMATEUR AND MARINE  
COMMUNICATIONS SERVICES**  
ICOM, YAESU, NAVICO,  
JAYBEAM, etc.

Slades Road, St. Austell,  
Cornwall PL25 4HG  
Tel: 0726 70220  
Voice Bank: 0426 961909

## KENT

### KANGA PRODUCTS

#### For QRP kits

A variety of kits for RECEIVERS,  
TRANSMITTERS & TEST GEAR.

**Send an A5 SAE for a free copy  
of our catalogue**

Seaview House, Crete Road East, Folkestone, CT18 7EG  
Tel/Fax 0303 891106 0900 - 1900 Only

## WEST SUSSEX

MAIL ORDER  
RETAIL

### BREDHURST ELECTRONICS LTD.

High St., Handcross, West Sussex  
Tel: (0444) 400786  
Fax: (0444) 400604

Situated at the Southern end of M23.  
Easy access to M25 and  
South London.



Open Mon-Fri 9am-5pm  
Sat 9.30am-4.30pm.

## ADVERTISERS INDEX

AERIAL TECHNIQUES .....58  
A. H. SUPPLIES.....56  
AMATEUR RADIO COMMS.....43  
AOR (UK) .....50  
BIRKETT .....24  
CIRKIT.....50  
COLOMOR.....58  
DATONG .....37  
DEWSBURY ELECTRONICS .....37  
EASTERN COMMUNICATIONS .....67  
GROSVENOR SOFTWARE .....58  
HAYDON COMMUNICATIONS .....29  
HEATHERLITE MICROPHONES .....56  
HOLDINGS AMATEUR ELECTRONICS67

HOWES, C.M.....58  
ICOM (UK).....COVER III, 8  
J & P ELECTRONICS .....50  
KANGA PRODUCTS.....50  
KENWOOD .....3  
KEY SOLAR SYSTEMS .....56  
LANGREX SUPPLIES .....43  
LEE ELECTRONICS.....2  
LOWE ELECTRONICS .....6 & 7  
MAPLIN.....COVER IV  
MARTIN LYNCH .....14,15  
NEVADA .....18,19  
PHOTO ACOUSTICS .....27  
QUARTSLAB.....42

RAS NOTTINGHAM .....58  
REG WARD .....24  
REMOTE IMAGING GROUP .....56  
R.F. ENGINEERING .....56  
RSGB .....56  
SISKIN ELECTRONICS .....43  
SMC.....COVER II  
SOUTH ESSEX COMMS .....42  
SPECIALIST ANTENNA SYSTEMS.....29  
SRP TRADING.....37  
SUREDATA .....24  
TENNAMAST .....58  
WALFORD ELECTRONICS .....24  
WATERS & STANTON.....4,5



# DEVASTATING DX

**IC-781** We are definitely talking flagships here. The IC-781 is technical excellence without compromise, a master-model HF all-band transceiver that all Amateurs aspire to. Features (short list) include: 5" CRT central information display, spectrum scope, twin passband tuning, dual-watch, auto-antenna tuning, 105dB dynamic range, DDS, 99 memory channels and 150W of output power!



**IC-735** The size and weight of ICOM's IC-735 HF transceiver make it ideal for both base-station and mobile operations. The IC-735 has a 105dB dynamic range, passband tuning, noise blanker, 12 memory channels, CW full/semi break-in plus attenuator and preamp. Optional features include an electronic keyer and auto-antenna tuner. See why the IC-735 is as popular today as it ever was.



**IC-729** A 50MHz/HF transceiver that allows you to discover the fun that can be had worldwide on the increasingly popular 50MHz band. Features include: 1.8-50MHz, simple all-mode operation, compact size, AF speech compressor, passband tuning, DDS, 105dB dynamic range and band stacking registers. 30kHz-33MHz and 46.2-61.1MHz Rx is possible but not guaranteed.



**IC-765** DX enthusiasts will love this HF all-band. By using the DFM (Direct Feed Mixer) the Rx circuit ensures 105dB dynamic range and a high +23dBm intercept point allowing weak signals to be received even during competition. Other features include: auto-antenna tuning with tuning data memory, Built-in CW narrow filter (500Hz to -6dB, CW pitch control and IF shift.



**IC-737** This is ICOM's latest HF transceiver, a compact design using state-of-the-art technology to introduce for the first time; memo pad, DBSR, auto-antenna selector and quick split functions. These new functions will excite HF beginners who want to take the next step up and users keen on portable or mobile operations. The IC-737 is an ideal transceiver for taking on the DX world.



ICOM manufacture a full range of Amateur base-stations, transceivers and receivers capable of operating on all popular frequencies and beyond. No matter what your requirement ICOM have the radio for you.

For more information and location of your local Icom dealer contact:  
Icom (UK) Ltd. Dept PW Sea Street Herne Bay Kent CT6 8LD  
Telephone: 0227 741741 (24hr). Fax: 0227 741742

**ICOM**



# SERIOUS SOUND SERIOUS SAVING

## HIGH QUALITY PROFESSIONAL 100W POWER AMPLIFIER KIT – **SAVE £30**

★ Ideal for Instrument Amplification ★ Stage Foldback ★ Small Venue P.A. ★ Studio Monitor Amplifier



1992/3 Catalogue Price **£159.95**

**NOW ONLY** [H]

**£129.95**

Order Code LT11M

**T**his superb amplifier kit brings together five of the best and most popular 'Audio Building Blocks', to produce an amplifier of unrivalled sound quality at the price. The Power Output Stage is an excellent 150W MOSFET design which is currently Maplin's Best Selling Audio Kit. It is complemented by the excellent performance of the SSM2016 Differential Preamplifier which has also featured in Maplin's 'Top 20' kits. The superb audio stages are supported by a High Quality Power Supply Unit, sophisticated Monitoring Circuitry and a Thermal Protection System. Housed in a rugged 19in. rack mounting case, this outstanding amplifier is designed for longevity, purity of sound reproduction and ease of integration with other professional equipment. The kit contains everything you need to build this superb amplifier and is supplied complete with comprehensive constructional information.

### Features:

- ★ Standard 19in. 2U Rack Mounting Case
- ★ 100W RMS Power Output
- ★ Balanced Line Input
- ★ Loudspeaker Protection
- ★ Switch-on Mute
- ★ Thermal Protection

### Typical Specification:

Rated Load Impedance: 4 to 8Ω

Maximum Power Output:

4Ω	105W RMS
8Ω	90W RMS

THD @ 75W (1kHz): 0.02%

Frequency Response: 10Hz to 40kHz, -1dB

For a friendly welcome and the best of service, visit your local Maplin store: **BIRMINGHAM**; Sutton New Road, Erdington. **BRIGHTON**; 65 London Road. **BRISTOL**; 302 Gloucester Road. **CARDIFF**; 29-31 City Road. **CHATHAM**; 2 Luton Road. **COVENTRY**; 12 Bishop Street. **EDINBURGH**; 126 Dalry Road. **GLASGOW**; 264-266 Great Western Road. **ILFORD**; 302-304 Green Lane. **LEEDS**; Carpet World Building, 3 Regent Street. **LEICESTER**; Office World Building, Burton Street. **LONDON**; 146-148 Burnt Oak Broadway, Edgware. 107-113 Stanstead Road, Forest Hill. 120-122 King Street, Hammersmith. **MANCHESTER**; 8 Oxford Road. **NEWCASTLE-UPON-TYNE**; Unit 4, Allison Court, The Metro Centre, Gateshead. **NOTTINGHAM**; 86-88 Lower Parliament Street. **PORTSMOUTH**; 98-100 Kingston Road. **READING**; 129-131 Oxford Road. **SHEFFIELD**; 413 Langsett Road, Hillsborough. **SOUTHAMPTON**; 46-48 Bevois Valley Road. **SOUTHEND-ON-SEA**; 282-284 London Road, Westcliff. Plus a NEW STORE opening soon in **MIDDLESBROUGH**. Phone 0702 552911 for further details. Subject to availability. Price subject to change. Price inclusive of VAT. [H] indicates a carriage charge of £5.50.

**Maplin**  
ELECTRONICS

**CREDIT CARD HOTLINE**  
**0702 554161**

Mail Order to: P.O. Box 3, Rayleigh, Essex SS6 8LR